
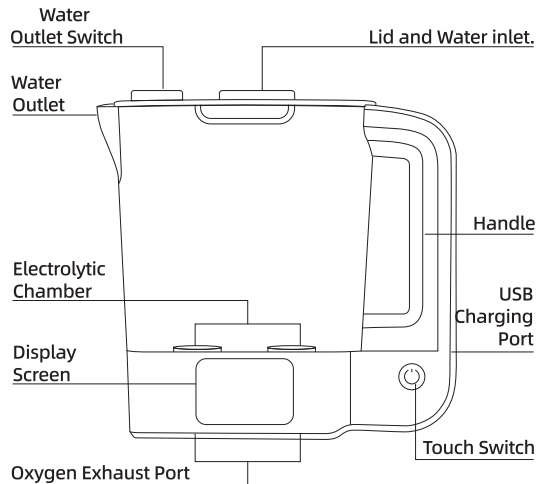


Intelligent Hydrogen-Rich Water Bottle



Please read the instructions carefully before use!

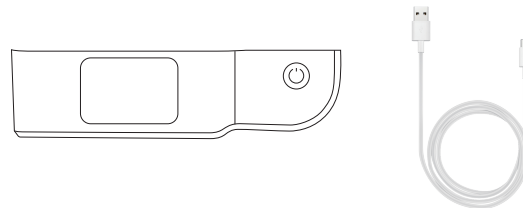
Product Features:




Power Supply

(1)Type-C interface mobile phone charging cable.

It is recommended to use a 5V 2A or above mobile phone charger (not included).



(2)Built-in lithium battery(18650 type *3)



Safety Instructions

- 1.Read the manual thoroughly and follow the instructions
- 2.Do not disassemble or modify the product.
- 3.Avoid impact or dropping the product from heights.
- 4.Operating Temperature: 0°C-60°C

Water Temperature: 0°C-60°C

Product information

Product Name: Intelligent Hydrogen-Rich Water Bottle

Model:ZHDY_W10-2

Charging Current: 220V,50-60HZ,5V,2A

Rated Voltage: 5V2A

Rated Power:8W

Battery Capacity: 9000mAh(18650 battery *3)

Water Cup Capacity: 2L

Net Weight: 900g

Usage instructions And Precautions

1. Fully charge the product. The green light will turn on when charging is complete, indicating the product is ready for use.
2. The product can be powered by an external power source or a battery. It is recommended to use an external power source with a 5V 2A mobile charger.
3. The product's start switch is a touch switch. Lightly touch the center of the switch to operate it. Do not apply excessive force or touch for too long.
4. The product has multiple touch button functions:
 - **Single Click:** Blue light turns on, starting a 10-minute hydrogen production mode, and automatically shuts off after completion.
 - **Double Click:** Blue light turns on, starting a 20-minute hydrogen production mode, and automatically shuts off after completion.
 - **Long Press** (3 seconds): Green light turns on, starting a 3-minute automatic backwash mode, and stops after completion. **Dispose of the water inside the pot after backwashing.**
5. Lid Opening Method:
Hold the handle with one hand, insert the other hand into the water inlet, and pull out the lid to open.
6. To pour water, open the lid of the water inlet for smoother water flow.

Precautions

1. Before using this product for the first time, rinse it 2–3 times with clean water.
2. Do not use any materials other than mineral water, drinking water, or bottled water. This includes saltwater, juice, soy milk, beer, beverages, and tea. The user is responsible for any accidents arising from improper use.
3. The product has an automatic backwash function. Perform backwash every 5–7 days. In areas with hard water, increase the frequency of backwashing. This does not affect the product's lifespan.
4. It is recommended to use room temperature drinking water, keeping the temperature below 60°C. Do not use boiling water to avoid damaging the product.
5. If not used for a long period, keep the cup 100% moist. If a fault occurs, do not disassemble it yourself. Seek professional repair.
6. Hydrogen can prevent, improve, and alleviate various diseases, and it is gradually being accepted by more and more people.

Do not use this product as a substitute for medication!

Warning:

1. Do not use boiling water! (Recommended below 60°C)
2. The product does not have a filtration function and cannot directly electrolyze tap water for drinking.
3. Do not drink water from the backwash green light mode.

Common issues

Issue: Few bubbles when starting the new machine.

- Solution: Soak in clean water for about 5 minutes to return to normal.

Issue: Odor in the water.

- Solution: Using tap water directly may cause an odor. Rinse the product thoroughly and use better quality drinking water.

Issue: Weak hydrogen production, few bubbles.

- Solution: Check if the charger is supplying 5V 2A or more.

Warranty Information:

- The product has undergone strict quality control and inspection.
- The product comes with a 1-year warranty. The glass part is fragile and not covered by the warranty. It can be purchased from the official website.
- Battery life may shorten after 400–500 cycles of charging and discharging.
- The product has multiple invention patents, ensuring advanced and reliable technology.

Warranty Card

Purchase time:		Where to buy:	
product name:		model:	
Name:		Telephone:	
address:			
Reason for repair:			

Disclaimer:

The hydrogen series products provided in this manual are not drugs or medical devices. False and exaggerated publicity is strictly prohibited.