



# HX3000

**CLINICAL HYDROGEN**  
INHALATION SYSTEM



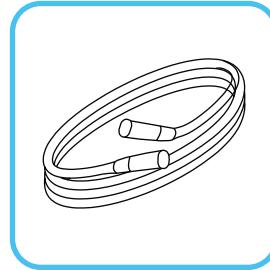
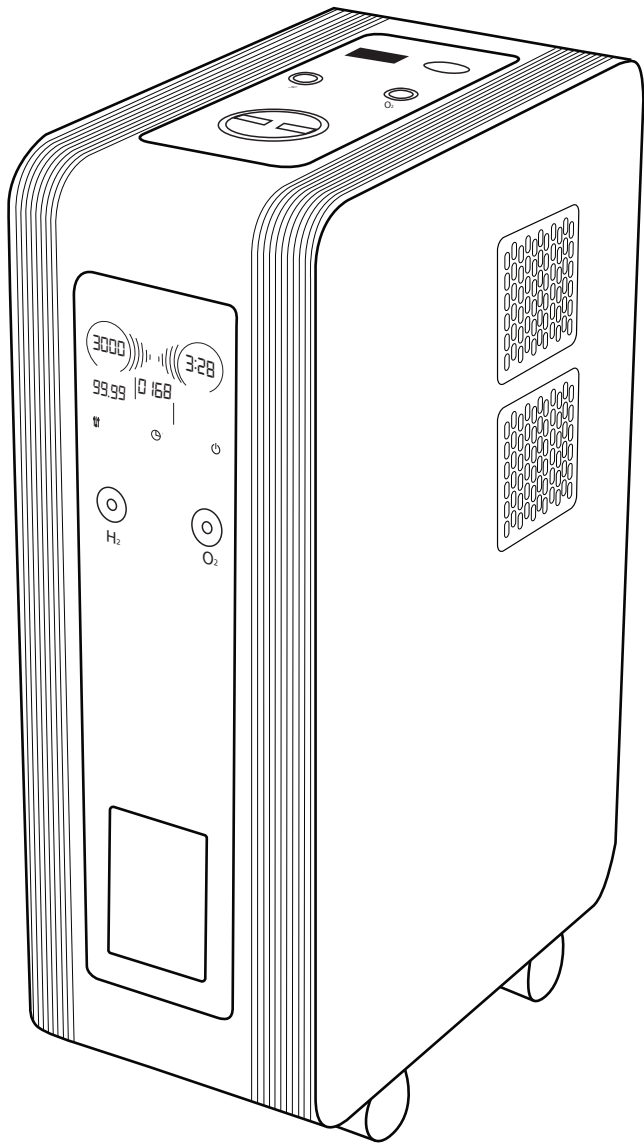


# TABLE OF CONTENT

Parts list	01
Machine Diagram	02
Installation Manual	03
Screen Diagram	12
Operating Instructions	13
Maintenance	18
Product & Warranty Disclaimer	19



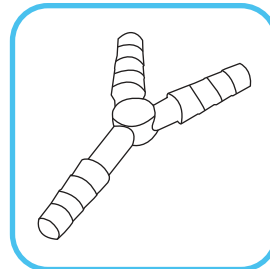
# Parts List



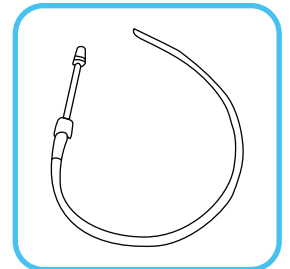
HOSES



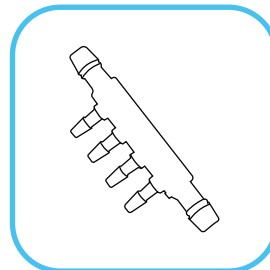
HUMIDIFIER  
BUBBLER



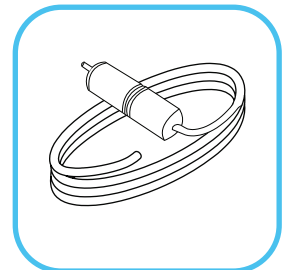
Y ADAPTER



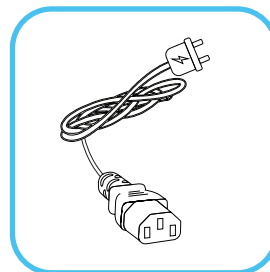
WATER  
DIFFUSION STONE



MANIFOLD T



NASAL CANNULA  
WITH A WATER  
CONDENSATION  
TRAP CENTER



POWER CORD  
WITH DRAIN VALVE

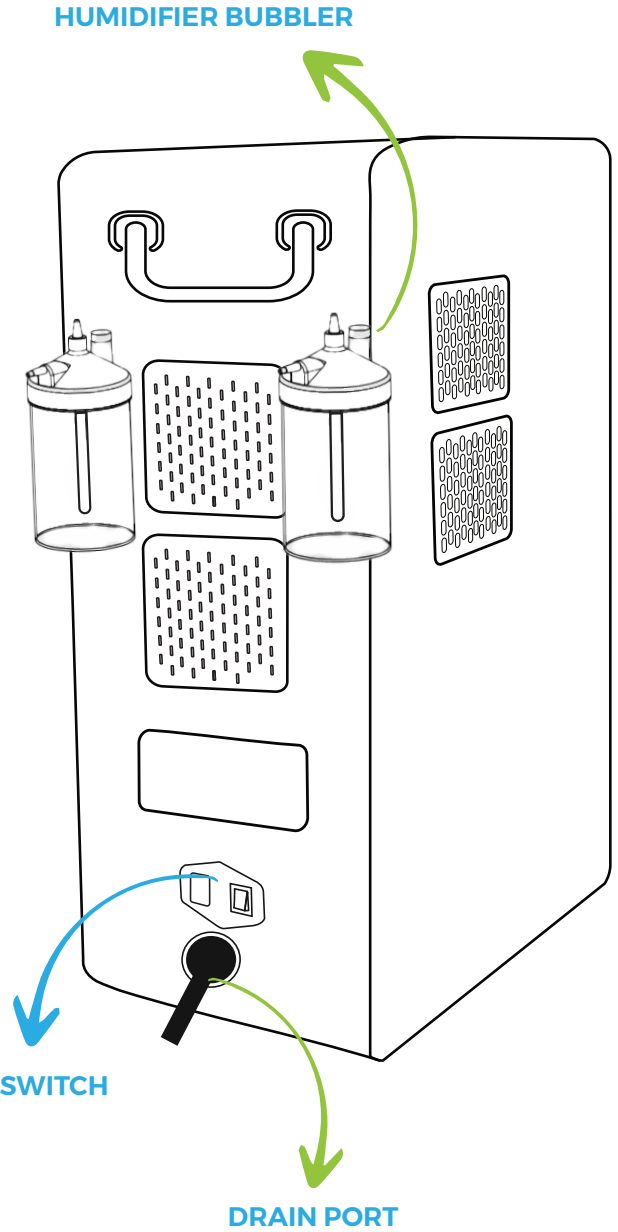
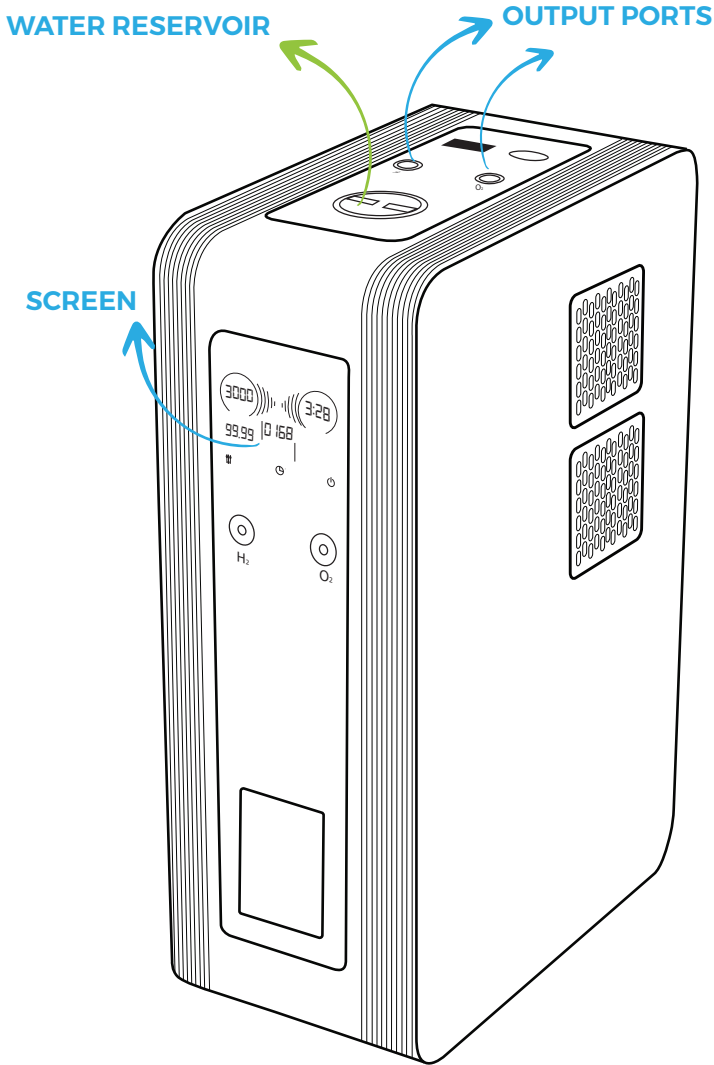


# Diagrams



## Front

## Back



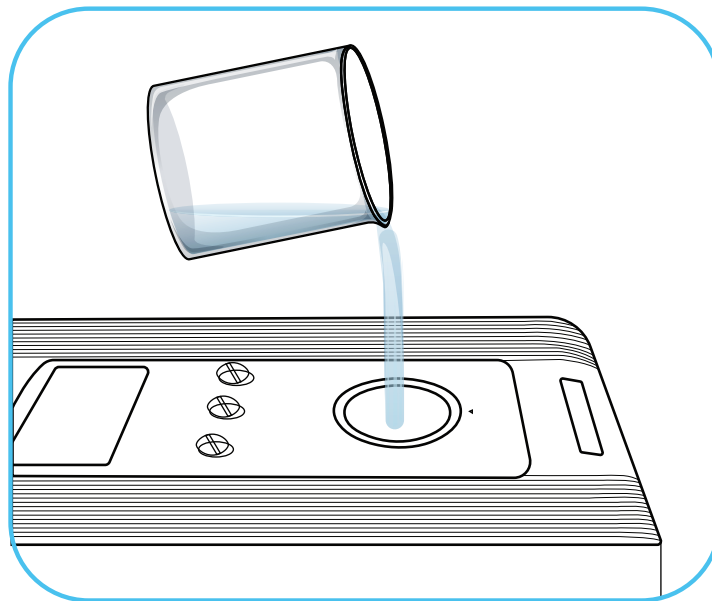


# Instruction Manual

Instructional video can be found here:  
[www.hydrogen4health.com/setup](http://www.hydrogen4health.com/setup)

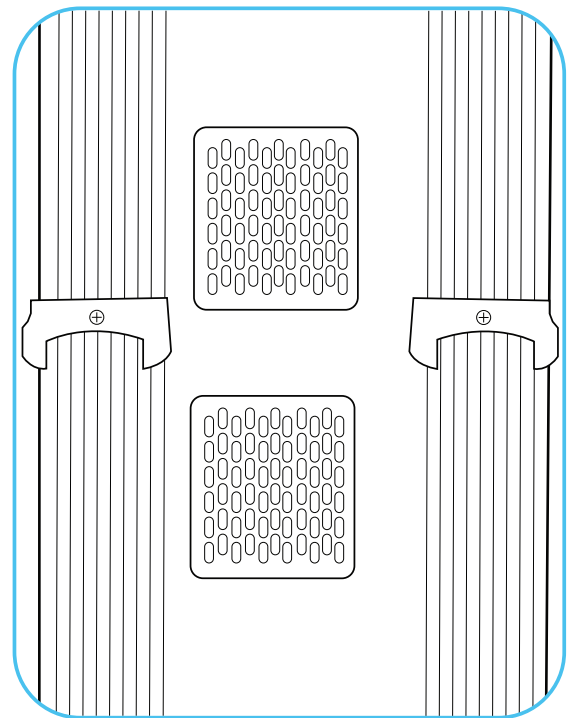
1- Perform a visual inspection of the machine. Look for any damage that may have occurred during shipping. Contact us if there is any damage to the machine or any of the accessories. Look for our contact info at the end of this document.

2- Take the machine's reservoir cap off and fill up the water tank with 7 liters of pure distilled water



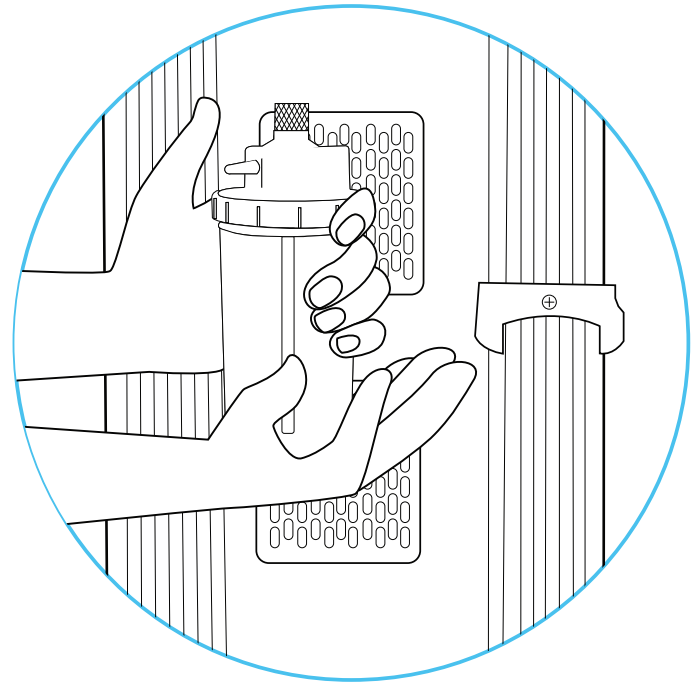


3- Install Humidifier Bubbler brackets by screwing in with provided philips screws.



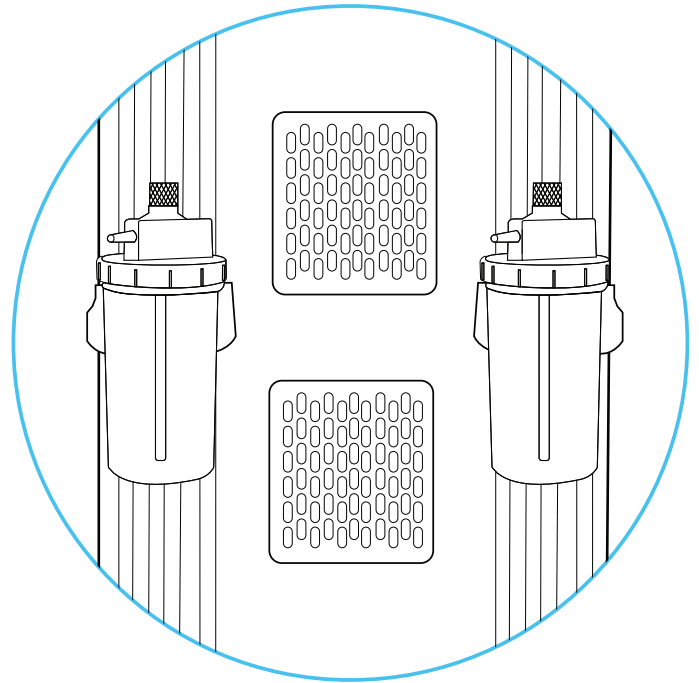


4- Take the Humidifier Bubbler caps off. Fill Humidifier Bubblers with distilled water up to half way full, screw caps back on.





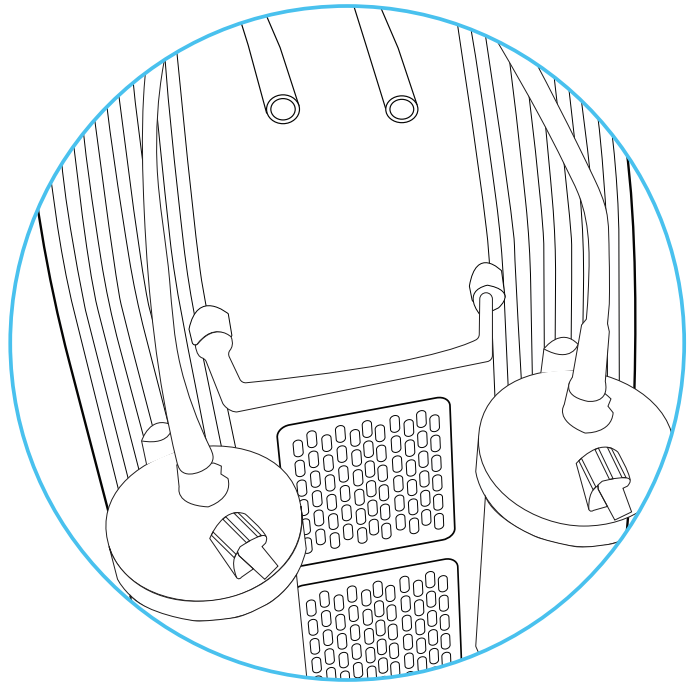
5- Attach both Humidifier Bubblers to the machine by sliding them into the brackets.





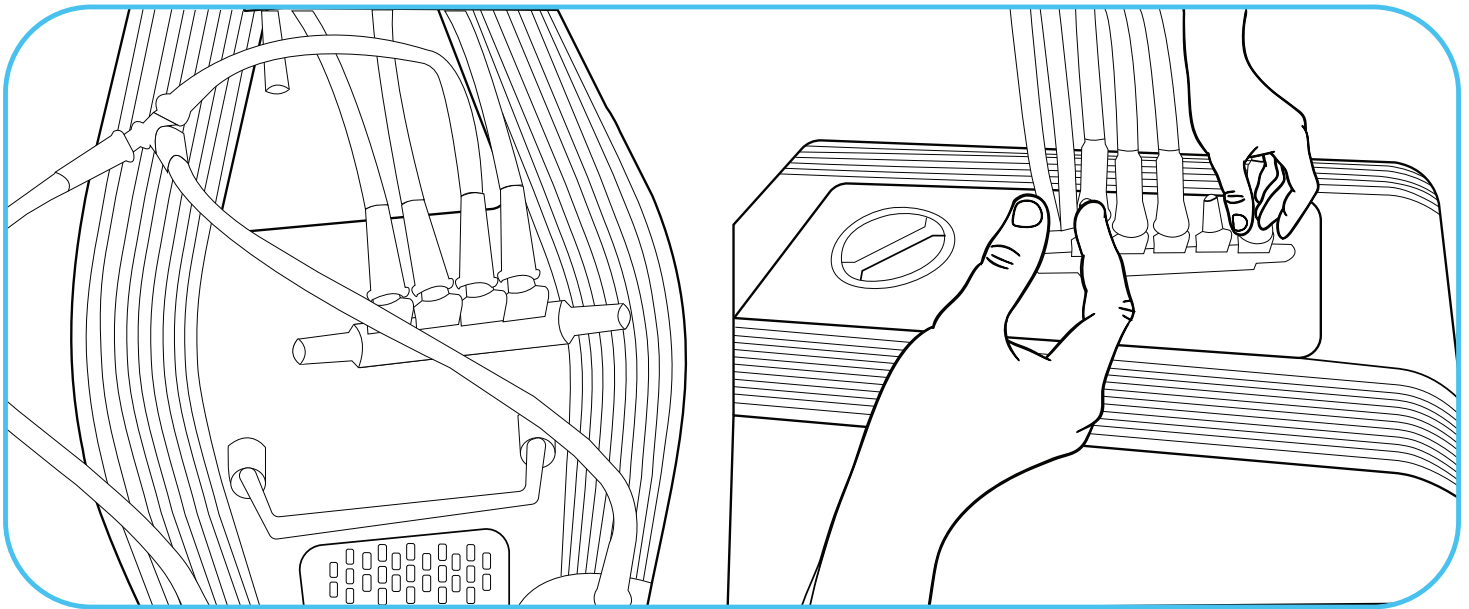


6- To set up for two people, take hoses and connect one to each of the hydrogen ports on top of the machine. Then, connect the other end of each hose to the top of the humidifiers to breathe hydrogen only.





7- For two individuals to breathe hydrogen and oxygen or oxyhydrogen, first remove longer hoses and take a T-fitting. Attach plugs to both ends of the T-fitting. Then, take three smaller hoses and plug them into each hydrogen port. Next, connect these ports on top of the T-fitting. Subsequently, take

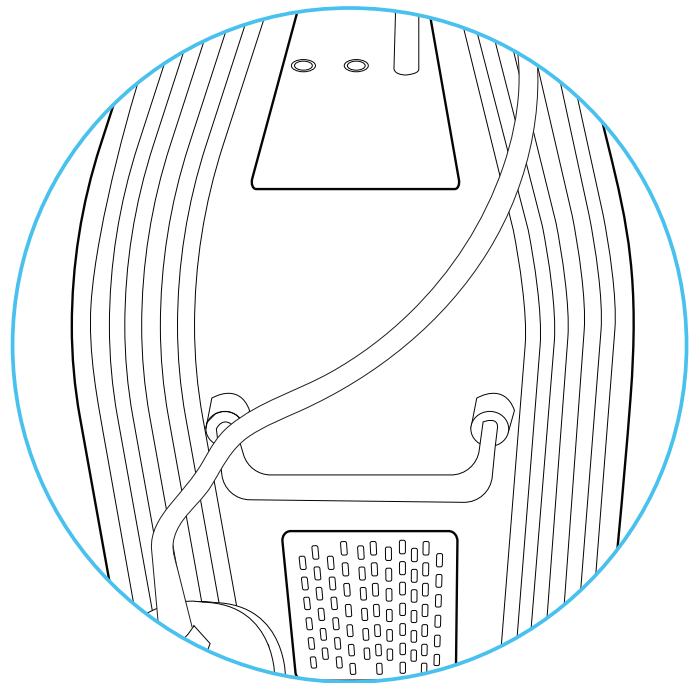


the Y connector and attach the small hose to the T-fitting. Connect it to the Y connector and take two additional smaller hoses. Connect these to the Y connector and from there, connect to the top of the bubblers.



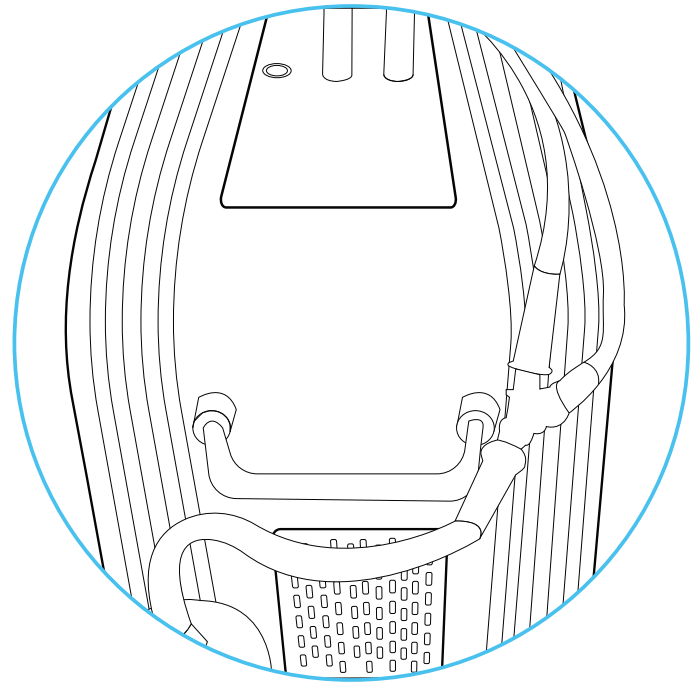


8- To enable one individual to inhale hydrogen, a single bubbler and a longer hose is required. Simply connect the hose from the hydrogen port on top of the machine and then connect it to the top of the bubbler.



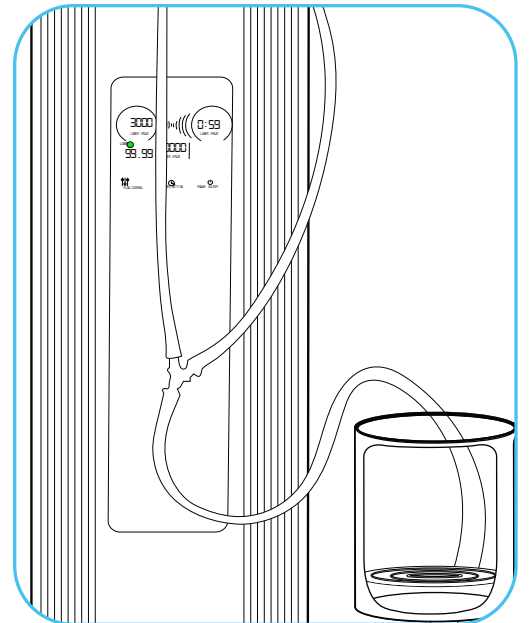


9- To facilitate one individual inhaling oxyhydrogen, use a Y connector and three hoses. Connect one hose to the hydrogen port, another to the oxygen port, and the third to the bubbler.



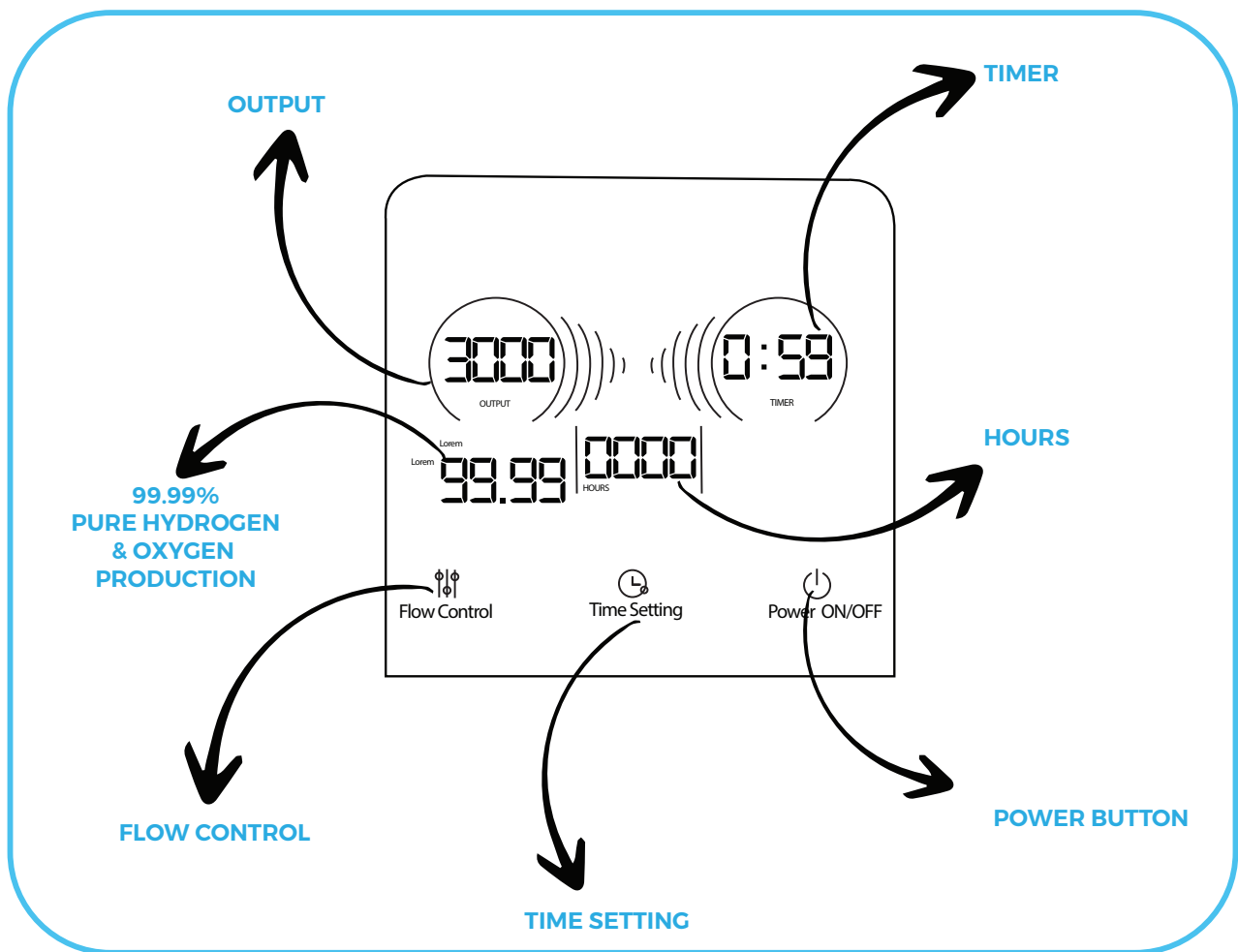


10- To make hydrogen water, you'll need two longer hoses, a Y-fitting, and a water diffuser stone. Connect the two long hoses to the Y-fitting, ensuring the other ends go into the hydrogen ports. Then, attach the diffuser stone to the other end of the Y-fitting and place the stone into the water. Set your flow control to the lowest setting, which is 1500 milliliters per minute. This will produce hydrogen water fairly quickly, bubbling a gallon of water in about 15 minutes.





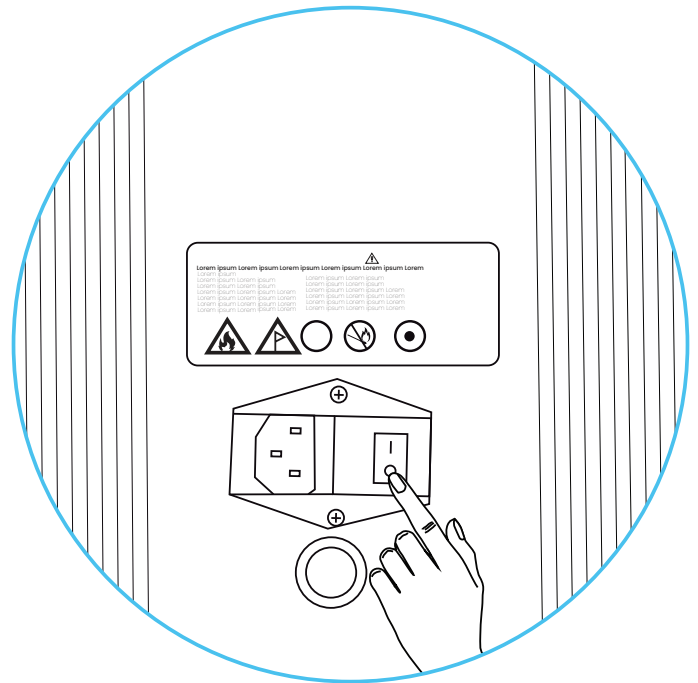
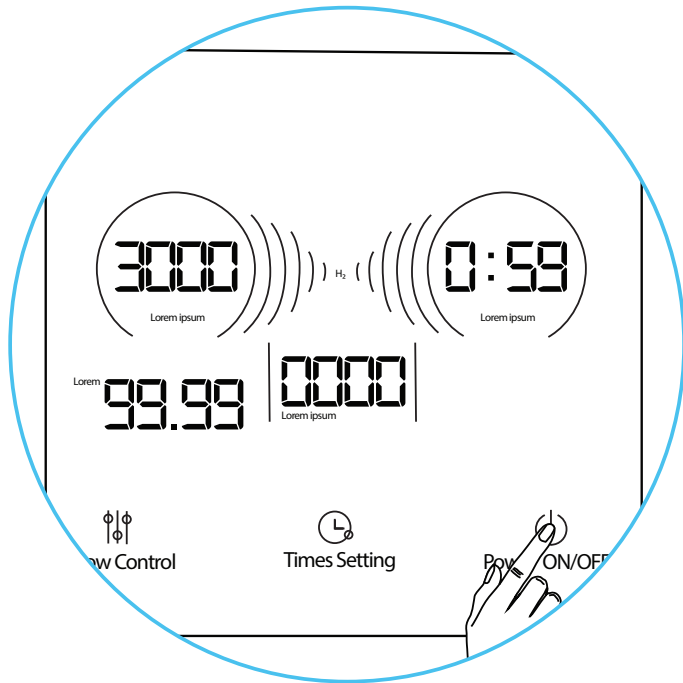
## Screen Diagram





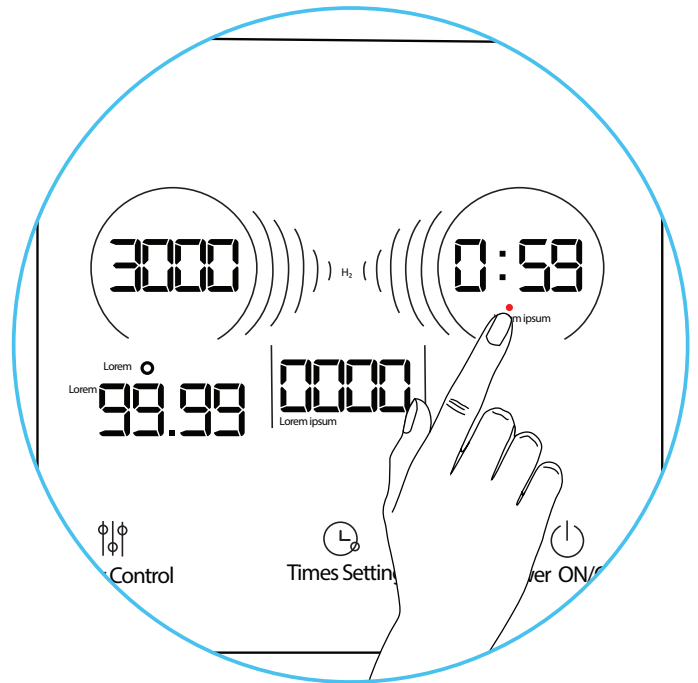
# Operating Instructions

1- Ensure that the power button at the rear is switched to the 'on' position. Then, simply press the power button located at the front to activate the machine, as shown below:





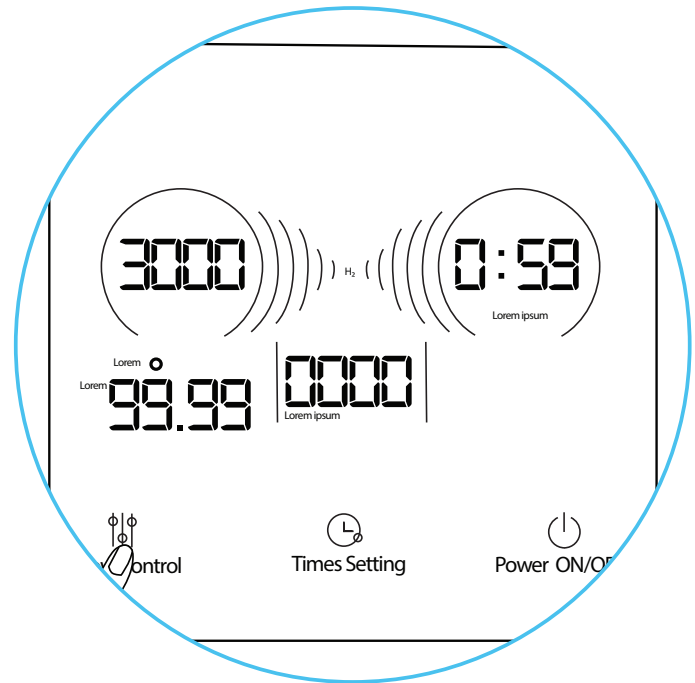
2- The red light on the screen indicates low water level in the reservoir tank. Refill the tank with water until the red light goes out.





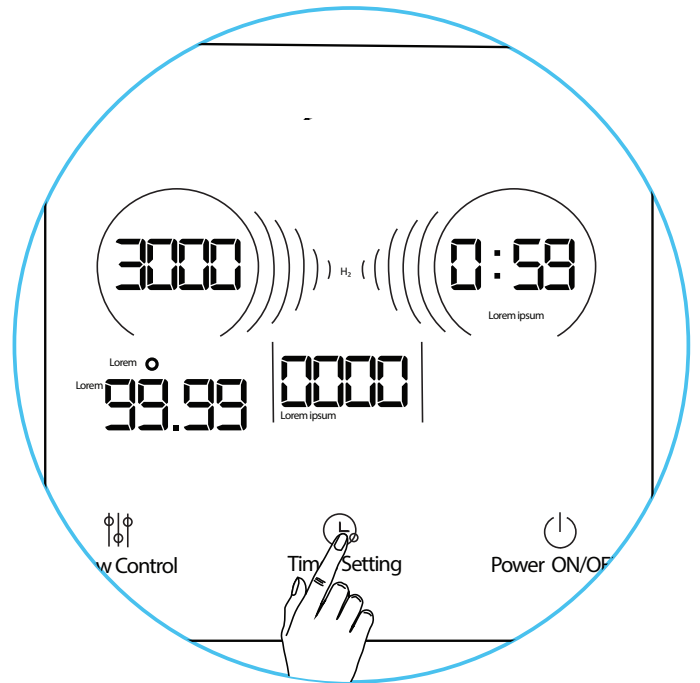


3- To set the flow rate simply press the Flow control button. It has three flow rates 1500 milliliters per minute 2250 milliliters per minute and 3000 milliliters per minute.



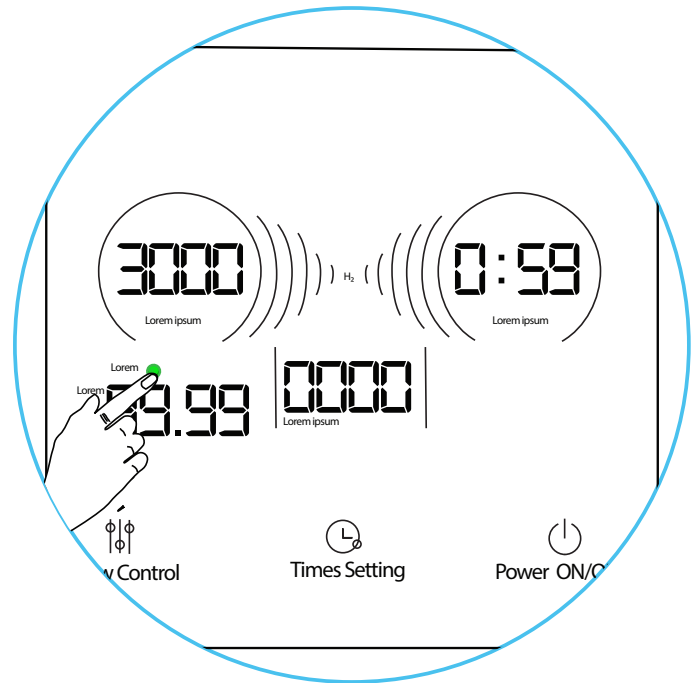


4- To set the timer, press the timing button. You can select a time duration, from 1 hour up to 4 hours. Once the time is set, the machine will automatically turn on, and you will hear it producing hydrogen and oxygen.





5- On the screen, there is a small green dot labeled "TDS." This stands for Total Dissolved Solids. If the TDS level becomes too high, it indicates contamination in the distilled water. When the TDS warning appears and the machine shuts off, it serves as an indication that the TDS level is too high, and the water needs to be drained out. Drain and refill the machine with 6 to 7 liters of pure distilled water.





## Maintenance

### Draining the Distilled Water:

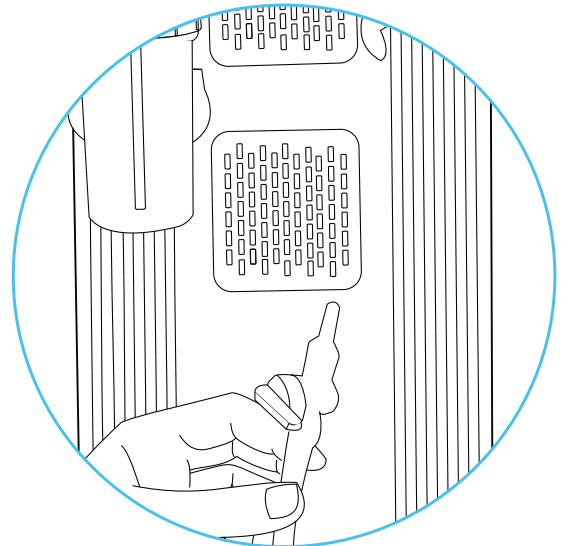
Monthly, drain the distilled water from the machine. If the machine is heavily used, drain the distilled water every 15 days or every 2 weeks. Ideally, change out the water in the machine every 2 to 4 weeks to increase the machine's lifespan.

### Maintenance Instructions:

Draining the distilled water periodically is the primary maintenance task. No other maintenance is required for the machine.

### Draining Procedure:

Move the machine to a sink or drain. Twist the valve to start draining the water. Ensure all water is drained completely.





# Product & Warranty Disclaimer

THE FOLLOWING TERMS AND CONDITIONS APPLY TO ALL SALES AND USES OF HYDROGEN4HEALTH PRODUCTS OR SERVICES. PLEASE REVIEW THESE TERMS CAREFULLY. THESE TERMS AND CONDITIONS INCLUDE LIMITED WARRANTIES, DISCLAIMERS OF LIABILITY, AND ARBITRATION PROVISIONS. KEEPING, USING, OR ALLOWING USE OF THE PRODUCT OR SERVICES INDICATES YOUR AGREEMENT TO THESE TERMS. IF YOU DO NOT WISH TO AGREE TO THESE TERMS, YOU HAVE 14 DAYS FROM DATE OF PURCHASE TO RETURN THE UNUSED PRODUCT, SUBJECT TO OUR RETURN POLICY.

**Defined Terms:** "Hydrogen4Health" means Dell Property LLC, and any and all of its affiliates and/or subsidiaries and/or business agents, servants and employees. "Products" means all equipment, gear, videos or related goods sold on this website or otherwise available by Hydrogen4Health.

**Use at own risk:** Products sold by Hydrogen4Health include equipment and supplements used in inhaling hydrogen and drinking hydrogen water. Hydrogen4Health strongly encourages and you agree to consult with your physician before using the Products. Please follow all instructions and use the Products only as directed.

**Assumption of the Risk:** By buying, using, participating in the use of Hydrogen4Health Products, you understand and agree that ingesting hydrogen can be a high risk activity and, to the extent permitted by law, YOU EXPRESSLY AND VOLUNTARILY ASSUME THE RISK OF DEATH OR OTHER PERSONAL INJURY SUSTAINED WHILE PARTICIPATING IN SUCH USE WHETHER OR NOT CAUSED BY THE NEGLIGENCE OR ANY OTHER FAULT OF HYDROGEN4HEALTH including but not limited to equipment malfunction from whatever cause, or any other fault of Hydrogen4Health. Additionally, you agree to indemnify, defend, release and hold Hydrogen4Health harmless from any third party claims arising from such high risk activities or use of any other Hydrogen4Health Product.

**Limited Replacement Warranty:** Hydrogen4Health warrants to the original purchaser that the Products are free from defects in materials and workmanship for a period of 1 year from date of purchase, provided they have not been subjected to obvious abuse, neglect, misuse or installation. Hydrogen4Health sole liability is limited to repairing or replacing products that are returned within this 1 year period, subject to the terms of our Return Policy.

**WARRANTY DISCLAIMER:** THE ABOVE STATED WARRANTIES ARE IN LIEU OF ALL OTHER WARRANTIES EXPRESSED OR IMPLIED INCLUDING THE WARRANTIES OF MERCHANTABILITY AND FITNESS FOR A PARTICULAR PURPOSE AND OF ALL OTHER OBLIGATIONS AND LIABILITIES OF HYDROGEN4HEALTH. HYDROGEN4HEALTH NEITHER ASSUMES, NOR AUTHORIZES ANY OTHER PERSON TO ASSUME FOR IT, ANY OTHER LIABILITY IN CONNECTION WITH THE SALE OF THE PRODUCTS. THE ABOVE LIMITED WARRANTIES SHALL NOT APPLY TO ANY PRODUCT THAT HAS BEEN SUBJECT TO ACCIDENT, NEGLIGENCE, ALTERATION, ABUSE, OR MISUSE. THE TERM "ORIGINAL PURCHASER" AS USED IN THIS WARRANTY MEANS THE PERSON TO WHOM THE PRODUCT IS ORIGINALLY SOLD OR SHIPPED TO AS SHOWN ON THE SALES INVOICE. THESE WARRANTIES SHALL APPLY ONLY WITHIN THE BOUNDARIES OF THE UNITED STATES.

**Limitation of Liability:** As set forth above under the limited warranty provisions, Hydrogen4Health's liability is limited to repair or replacement of its Products which are returned in accordance with its return policy. In no event shall Hydrogen4Health's liability exceed the value of the products sold. Hydrogen4Health shall not be liable for any special or consequential damages that result from the use of any Products. Applicable law may not allow the limitation or exclusion of liability of special or consequential damages so the above limitation or exclusion may not apply to your purchase, but it is intended to be the maximum limitation as permitted by law.

**Warning:** Use and misuse of Hydrogen4Health Products, sold through Hydrogen4Health's website or otherwise, involves serious risks including injury, disability and death. Purchasers, users and participants assume all risk of injury. Hydrogen4Health cannot and will not be responsible for the misuse or unauthorized and improper use of Hydrogen4Health Products. Hydrogen4Health's Products are intended for use only in connection with the corresponding Hydrogen4Health video. Use of the Products is for personal and domestic use only. Hydrogen4Health Products are not intended for use by children. Anyone under the age of 18, may use the product only under full supervision and care of their parent or guardian who purchased the product. Products sold through Hydrogen4Health are not medical devices and are considered experimental.

**Inspect Before Each Use:** This product must be inspected for use to ensure it has not been damaged in shipment. If damaged, do not use and immediately return the product to Hydrogen4Health for a replacement.

**Applicable Law and Resolution of Disputes:** Your order from Hydrogen4Health shall be interpreted and construed in accordance with laws of the State of Utah without regard to its choice of law principles. You agree that any dispute or claim arising out of or in connection with your order or its subject matter or formation (including non-contractual disputes or claims), shall be brought exclusively in the federal or state courts located in Salt Lake City, Utah and for this purpose you hereby submit to the exclusive jurisdiction and venue of such courts. Any cause of action or claim you may have with respect to the purchase of Hydrogen4Health products or any other claim related to the use of products must be commenced within one (1) year after the claim or cause of action arises. Hydrogen4Health's failure to enforce strict performance of any provision of these terms and conditions shall not be construed as a waiver of any provision or right. Neither the course of conduct nor trade practice shall act to modify any of these terms and conditions.

## Shipping Policy

We are not responsible both domestically and internationally if your order is stolen from your property delivery address. We can not collect from Insurance if it is confirmed to have been delivered by the Postal Service and stolen from your Mail box or property. We can only respond if the parcel is confirmed to never have been delivered by the Postal Service and deemed lost and therefore never successfully delivered. You are responsible for the security and safe delivery by the Postal Service. We consider our obligation fulfilled and completed once the Postal Authority has given us delivery confirmation to the specified address you put in your order. Your only recourse is to contact your local Postal Authority and discuss your situation with them.



# Contact Us

**Address :** Orem, Utah, 84097

**E-mail us :** [info@hydrogen4health.com](mailto:info@hydrogen4health.com)

**Skype us :** Steve Dell

**Youtube :** Delvis11

**Facebook :** Hydrogen Water Health

**Working Hours :** Monday - Friday: 9am -6pm

**Weekends and Public Holidays :** Closed

