



Hydrogen
For Health

Pure Molecular Hydrogen Inhaler Machine

Hx600 Falcon

User's Manual

Part List.....3

HX600 Machine Diagram..... 4

Installation Manual.....5

Operation Instructions.....7

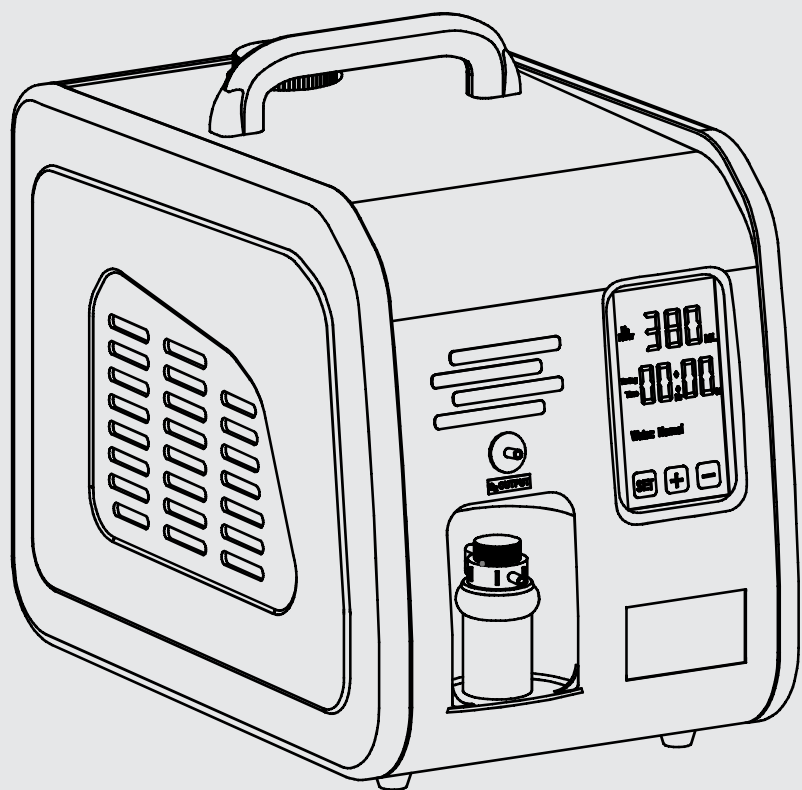
Troubleshooting.....13

Maintenance.....14

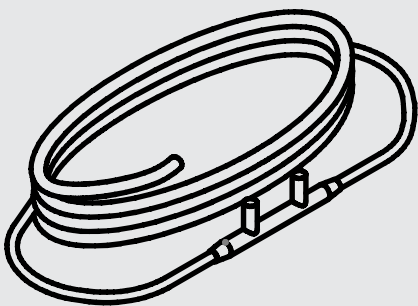
Warranty.....15

Legal Disclaimer.....16

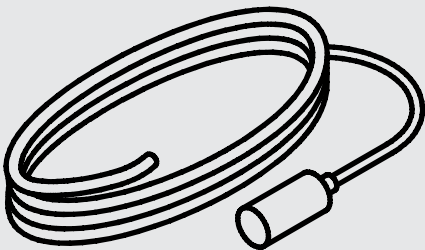





Hx600 Falcon Machine



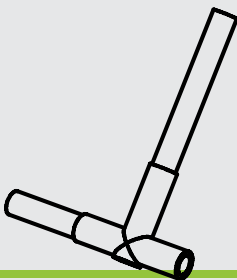
Cannula



Stone Diffuser



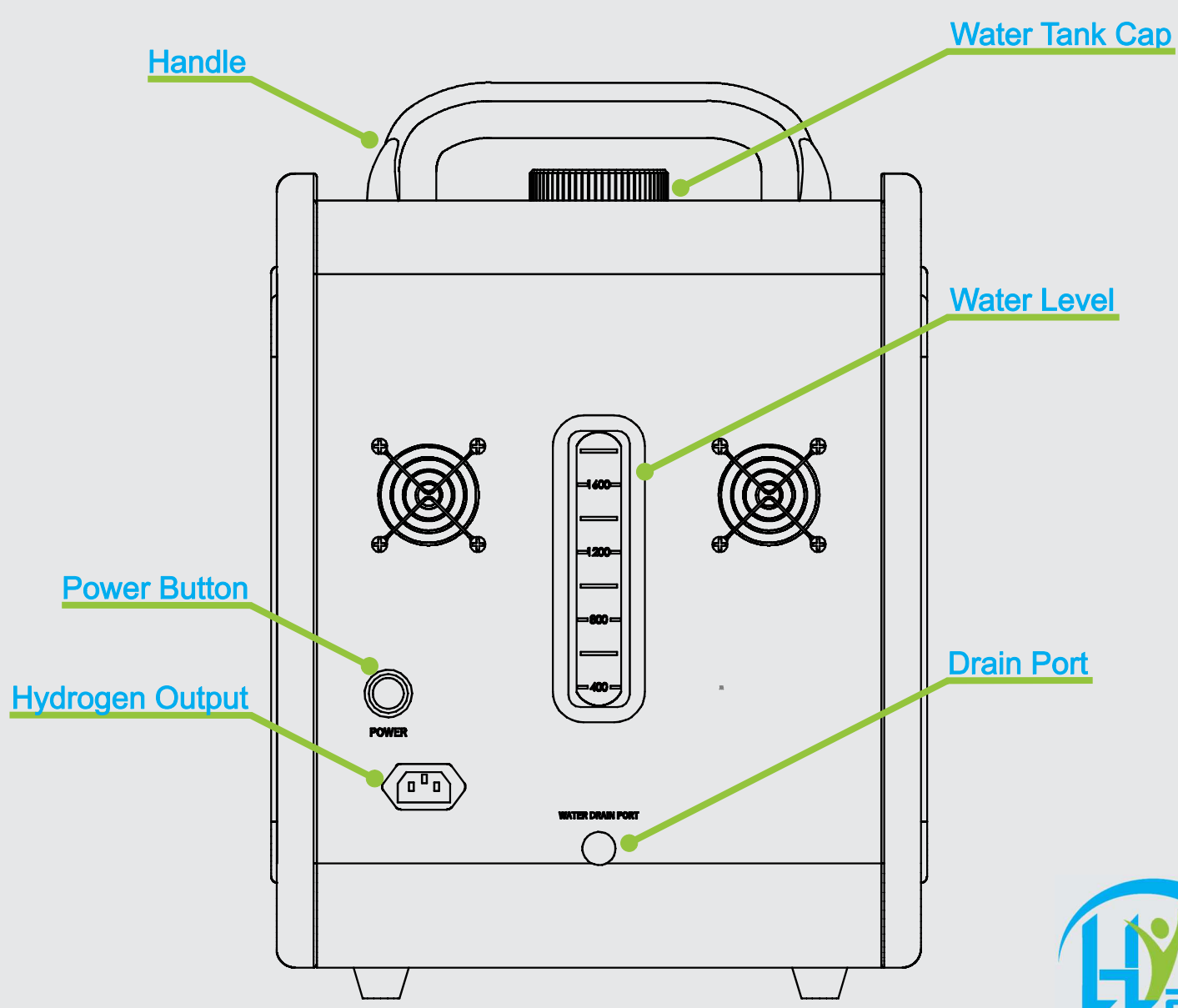
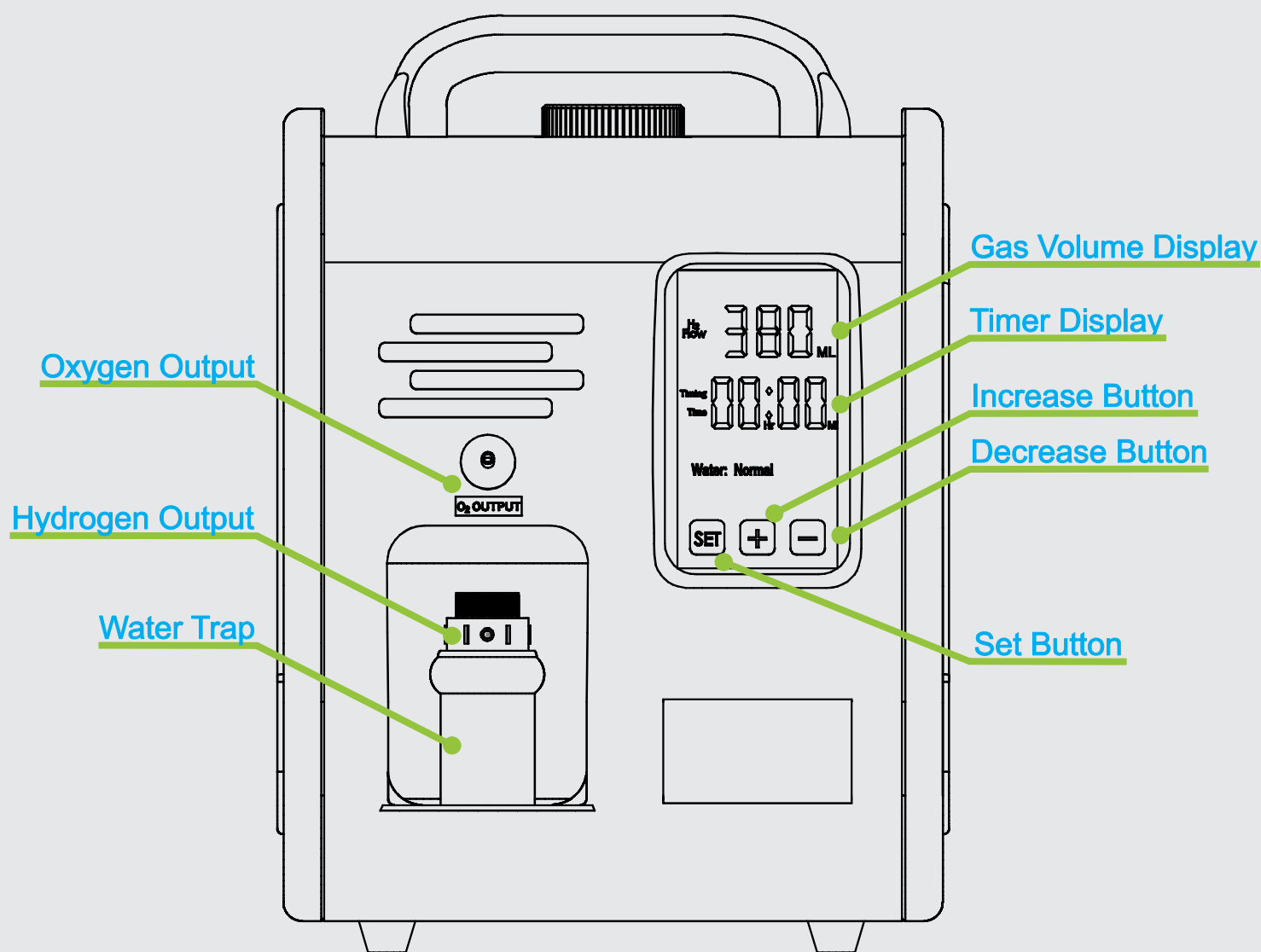
Power Cord



Adapter

Note
This system requires Distilled Water to operate which is not included. This item is available in most grocery stores. Reverse osmosis water, tap water, bottled water or any other kind of water will not work.



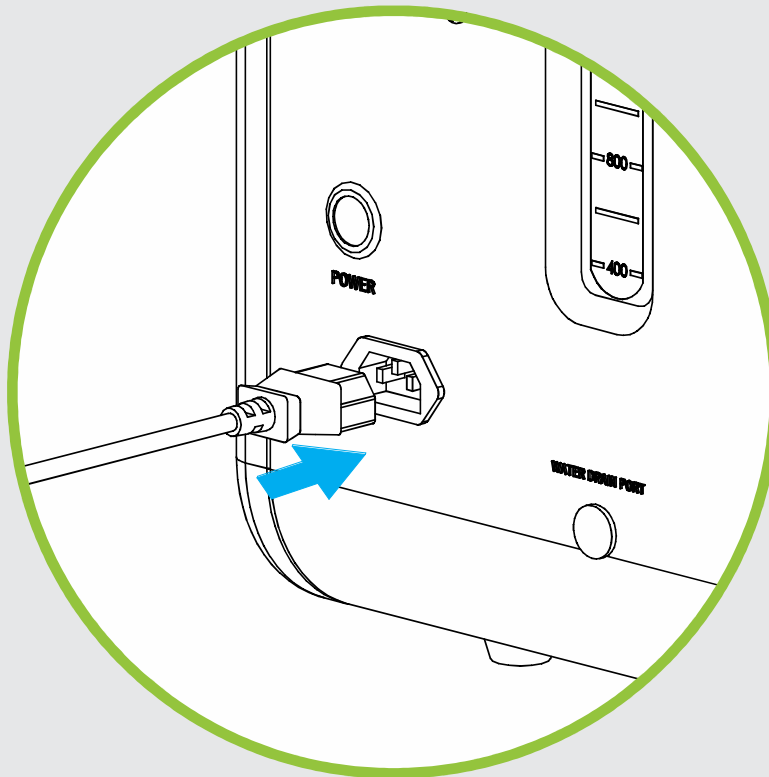


1

Perform a visual inspection of the machine. Look for any damage that may have occurred during shipping. Contact us if there is any damage to the machine or to any of the accessories. Our contact information is at the end of this document.

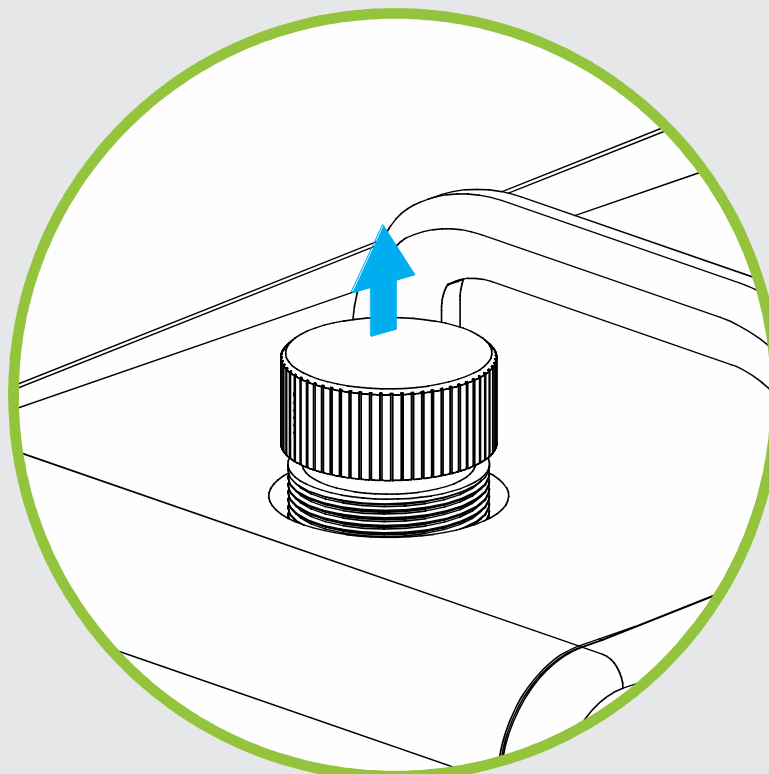
2

Plug the power cord into the back of the machine, as shown.



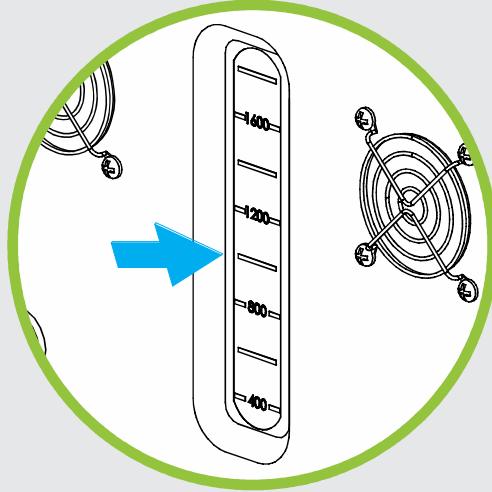
3

Take out water tank cap.



4

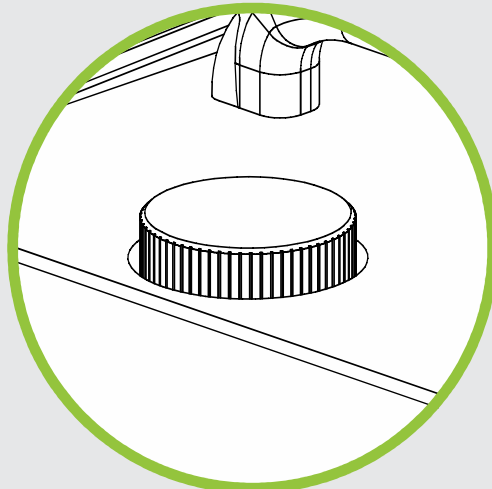
Fill up the water tank with distilled water. Be careful not to overflow the tank.
Pay attention to the water level indicator. As shown:



Note
Do not fill tank past the 1600ml mark.

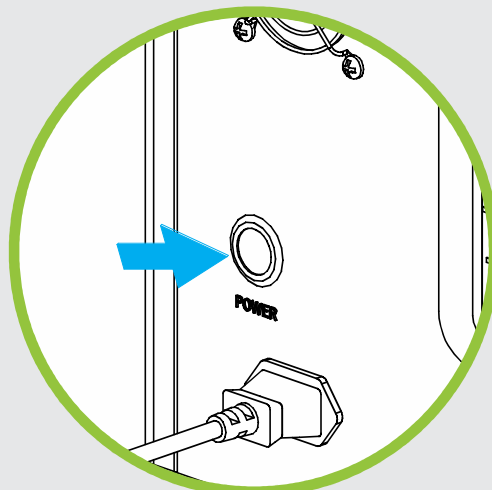
5

Put tank cap back in place. Make sure to tighten it well.



6

Press the power button to turn it on.



1

Follow the chart below to know the correct amount of gas to be inhaled for you in accordance to your weight.

kg	lbs	ml/m	kg	lbs	ml/m
2.3	5	10	59.0	130	250
4.6	10	10	61.2	135	260
6.8	15	20	63.5	140	260
9.0	20	30	65.8	145	270
11.3	25	40	68.0	150	280
13.6	30	50	70.3	155	290
15.9	35	60	72.6	160	300
18.1	40	70	74.8	165	310
20.4	45	80	77.1	170	320
22.7	50	90	79.4	175	330
25.0	55	100	81.6	180	340
27.2	60	110	83.9	185	350
30.0	65	120	86.2	190	360
31.8	70	130	88.5	195	370
34.0	75	140	90.7	200	380
36.3	80	150	93.0	205	390
38.6	85	160	95.3	210	400
40.8	90	170	97.5	215	410
43.0	95	180	99.8	220	420
45.4	100	190	102.0	225	430
47.6	105	200	104.3	230	440
49.9	110	210	106.6	235	440
52.1	115	220	108.9	240	450
54.4	120	230	111.1	245	460
56.7	125	240	113.4	250	470

Person’s weight vs Gas Production (ml/m) Chart for BREATHING

2

Press the “Set” button. You’ll see the “H2 Flow” indicator blinking.

SET

+

-


H2 Flow

600 ML

Timing Time

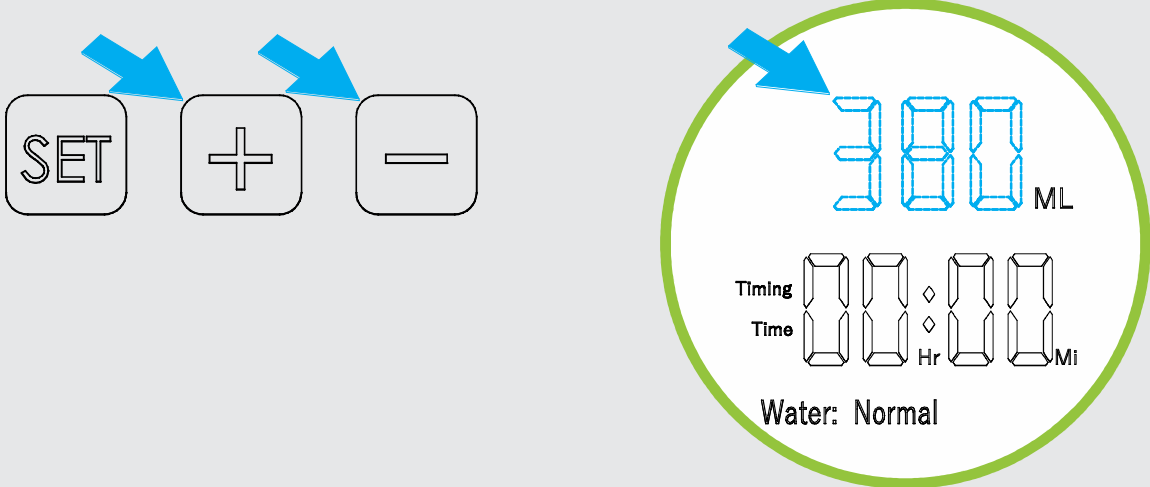
00:00 Hr Mi

Water: Normal



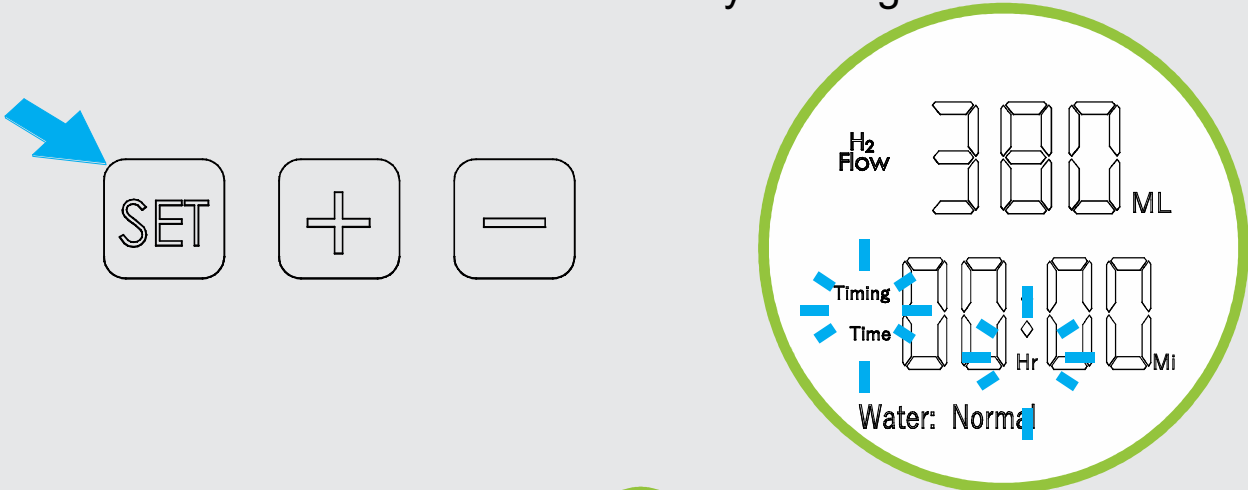
3

Use the “Increase” and ”Decrease” buttons to adjust the amount of gas to be inhaled. Set it to the amount indicated by the chart in Step 1.



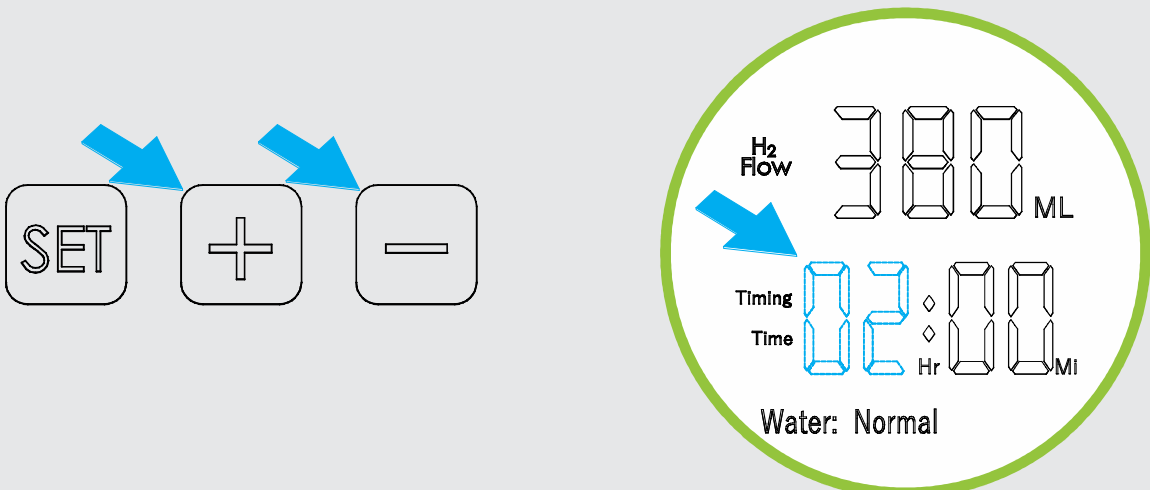
4

Press the “Set” button again. This time you’ll see the “Time” and “hour” indicators constantly blinking.



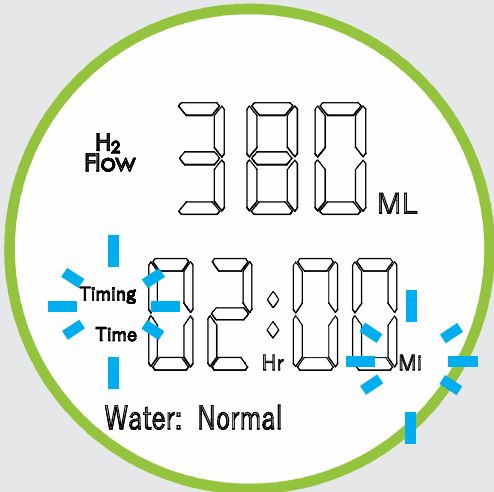
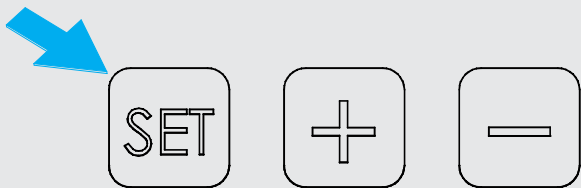
5

Use the “Increase” and ”Decrease” buttons to adjust machine to the desired operation time.



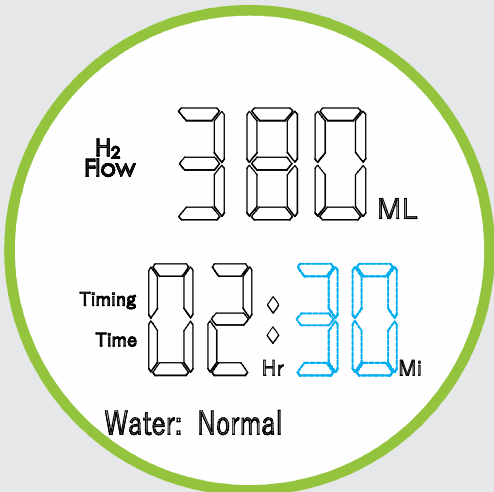
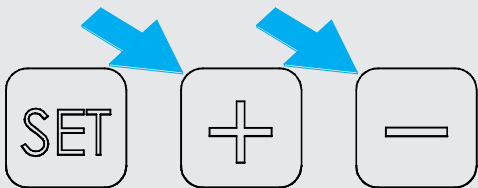
6

Press the “Set” button once more. This time the “Minutes” indicator will constantly blink.



7

Use the “Increase” and ”Decrease” buttons to adjust machine to the desired operation time.



7

Press the “Set” button for a last time. Your machine will star gas production and will stay on until the timer on the screen reaches zero.

Note
We suggest you to use your machine twice a day for at least 30 minutes each time.

Note
If at any time you would like to change the amount of gas to be inhaled or the operation time simply follow all steps again.

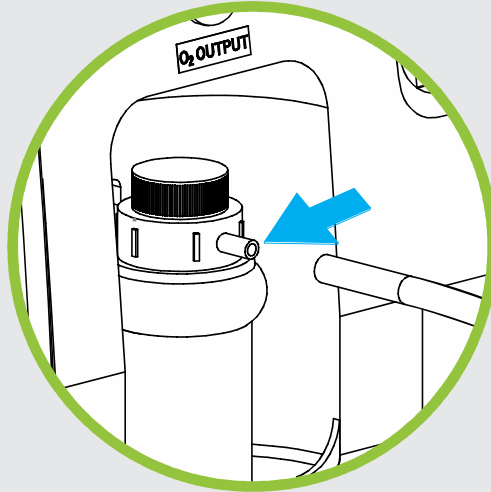
Note
The machine will save the settings entered even after it is turned off.



Using your Hx600 Falcon machine to inhale Hydrogen

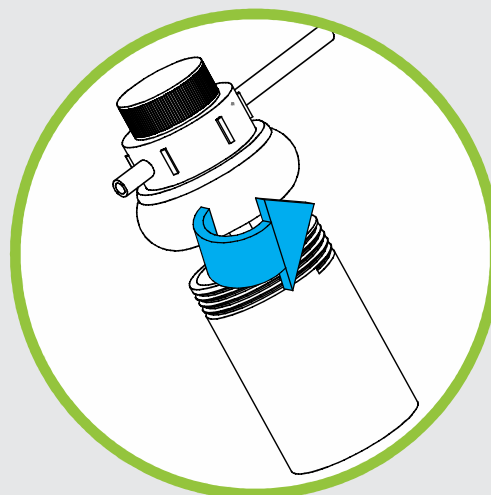
1

Insert the cannula into the Hydrogen outlet port on the front part of the machine:



Note

Check for water inside the water trap. To pour the water inside simply open it up from the center by twisting it:



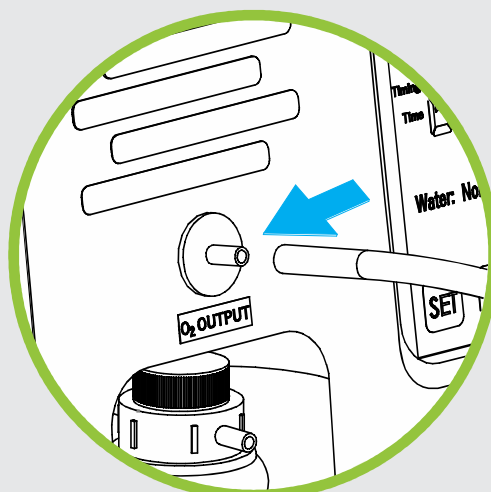
Note

Make sure water trap cap is secured tightly.

Using your Hx600 Falcon machine to inhale Hydrogen

1

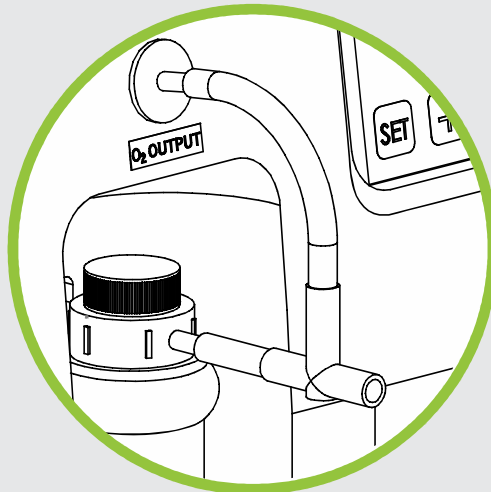
Insert the cannula into the Hydrogen outlet port on the front part of the machine:



Using your Hx600 Falcon Machine to inhale Hydrogen and Oxygen (Brown's gas)

1

Use adapter to connect together both the Oxygen and Hydrogen outlets, as shown:



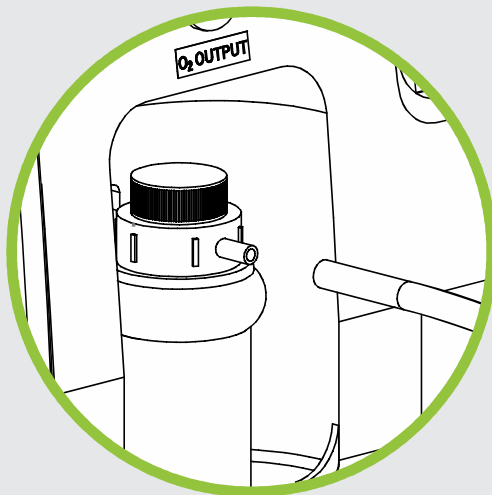
2

Insert the cannula into adapter.

Using your Hx600 Falcon Machine to make Hydrogen Water

1

Insert the stone diffuser into the Hydrogen outlet port on the side of the machine, as shown:



2

Drop your stone diffuser into a glass with drinking water.

Note

Only use your stone diffuser plugged in directly to the Hydrogen outlet port. Using your stone diffuser with Oxygen and Hydrogen will greatly reduce the amount of Hydrogen that the water can absorb.

Note

Using your machine in the highest setting for Hydrogen production will charge a liter of water in 15 to 20 minutes.



I'm not sure my machine is producing any gas

- You may submerge your nasal cannula or stone diffuser into a glass with water to check for any malfunctioning. If you see gas coming out of the cannula your machine is working as intended.

No gas coming out of the outlet ports

Possible causes:

The water tank cap or the water trap cap might be loose. Make sure to tighten both well.




Perform the following once every 2 to 3 months.

1

Take your HX600 machine and place it near a sink or bucket.

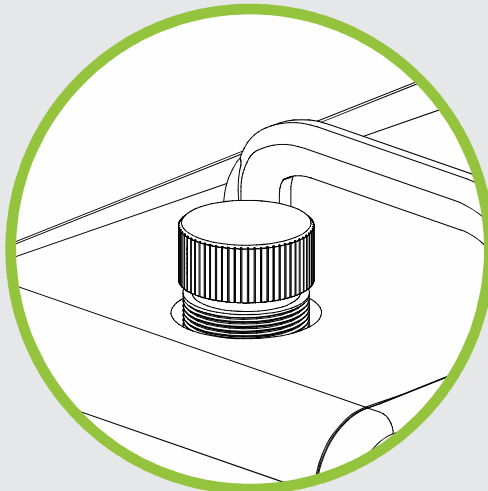

2

Grab and take out the drain hose. Point the hose to a sink or a bucket.
Pull drain hose cap. Water will flow immediately.



3

Turn machine on and take tank cap off to help the water drain.



4

Once the tank is drained you may follow these steps in reverse order.

Thanks for purchasing our products at Hydrogen for Health operated by Dell Property LLC.

In order to be eligible for a refund, you have to return the product within 60 calendar days of your purchase. The product must be in the same condition that you receive it and undamaged in any way. You will be charged a 3% restocking fee. This fee pays for our selling fees that are not refunded to use upon your refund.

After we receive your item, our team of professionals will inspect it and process your refund. The money will be refunded to the original payment method you've used during the purchase. For credit card payments it may take 5 to 10 business days for a refund to show up on your credit card statement.

If the product is damaged in any way, or you have initiated the return after 60 calendar days have passed, you will not be eligible for a refund.

Customer is responsible for all shipping costs. You will be charged a shipping fee equal to the amount of the cost to originally ship the product to you.

If anything is unclear or you have more questions feel free to contact our customer support team.



PRODUCT DISCLAIMER

THE FOLLOWING TERMS AND CONDITIONS APPLY TO ALL SALES AND USES OF HYDROGEN4HEALTH PRODUCTS OR SERVICES. PLEASE REVIEW THESE TERMS CAREFULLY. THESE TERMS AND CONDITIONS INCLUDE LIMITED WARRANTIES, DISCLAIMERS OF LIABILITY, AND ARBITRATION PROVISIONS. KEEPING, USING, OR ALLOWING USE OF THE PRODUCT OR SERVICES INDICATES YOUR AGREEMENT TO THESE TERMS. IF YOU DO NOT WISH TO AGREE TO THESE TERMS, YOU HAVE 14 DAYS FROM DATE OF PURCHASE TO RETURN THE UNUSED PRODUCT, SUBJECT TO OUR RETURN POLICY.

Defined Terms: "Hydrogen4Health" means Dell Property LLC, and any and all of its affiliates and/or subsidiaries and/or business agents, servants and employees. "Products" means all equipment, gear, videos or related goods sold on this website or otherwise available by Hydrogen4Health.

Use at own risk: Products sold by Hydrogen4Health include equipment and supplements used in inhaling hydrogen and drinking hydrogen water. Hydrogen4Health strongly encourages and you agree to consult with your physician before using the Products. Please follow all instructions and use the Products only as directed.

Assumption of the Risk: By buying, using, participating in the use of Hydrogen4Health Products, you understand and agree that ingesting hydrogen can be a high risk activity and, to the extent permitted by law, YOU EXPRESSLY AND VOLUNTARILY ASSUME THE RISK OF DEATH OR OTHER PERSONAL INJURY SUSTAINED WHILE PARTICIPATING IN SUCH USE WHETHER OR NOT CAUSED BY THE NEGLIGENCE OR ANY OTHER FAULT OF HYDROGEN4HEALTH including but not limited to equipment malfunction from whatever cause, or any other fault of Hydrogen4Health. Additionally, you agree to indemnify, defend, release and hold Hydrogen4Health harmless from any third party claims arising from such high risk activities or use of any other Hydrogen4Health Product.

Limited Replacement Warranty: Hydrogen4Health warrants to the original purchaser that the Products are free from defects in materials and workmanship for a period of 1 year from date of purchase, provided they have not been subjected to obvious abuse, neglect, misuse or installation. Hydrogen4Health sole liability is limited to repairing or replacing products that are returned within this 1 year period, subject to the terms of our Return Policy.

WARRANTY DISCLAIMER: THE ABOVE STATED WARRANTIES ARE IN LIEU OF ALL OTHER WARRANTIES EXPRESSED OR IMPLIED INCLUDING THE WARRANTIES OF MERCHANTABILITY AND FITNESS FOR A PARTICULAR PURPOSE AND OF ALL OTHER OBLIGATIONS AND LIABILITIES OF HYDROGEN4HEALTH. HYDROGEN4HEALTH NEITHER ASSUMES, NOR AUTHORIZES ANY OTHER PERSON TO ASSUME FOR IT, ANY OTHER LIABILITY IN CONNECTION WITH THE SALE OF THE PRODUCTS. THE ABOVE LIMITED WARRANTIES SHALL NOT APPLY TO ANY PRODUCT THAT HAS BEEN SUBJECT TO ACCIDENT, NEGLIGENCE, ALTERATION, ABUSE, OR MISUSE. THE TERM "ORIGINAL PURCHASER" AS USED IN THIS WARRANTY MEANS THE PERSON TO WHOM THE PRODUCT IS ORIGINALLY SOLD OR SHIPPED TO AS SHOWN ON THE SALES INVOICE. THESE WARRANTIES SHALL APPLY ONLY WITHIN THE BOUNDARIES OF THE UNITED STATES.

Limitation of Liability: As set forth above under the limited warranty provisions, Hydrogen4Health's liability is limited to repair or replacement of its Products which are returned in accordance with its return policy. In no event shall Hydrogen4Health's liability exceed the value of the products sold. Hydrogen4Health shall not be liable for any special or consequential damages that result from the use of any Products. Applicable law may not allow the limitation or exclusion of liability of special or consequential damages so the above limitation or exclusion may not apply to your purchase, but it is intended to be the maximum limitation as permitted by law.

Warning: Use and misuse of Hydrogen4Health Products, sold through Hydrogen4Health's website or otherwise, involves serious risks including injury, disability and death. Purchasers, users and participants assume all risk of injury. Hydrogen4Health cannot and will not be responsible for the misuse or unauthorized and improper use of Hydrogen4Health Products. Hydrogen4Health's Products are intended for use only in connection with the corresponding Hydrogen4Health video. Use of the Products is for personal and domestic use only. Hydrogen4Health Products are not intended for use by children. Anyone under the age of 18, may use the product only under full supervision and care of their parent or guardian who purchased the product. Products sold through Hydrogen4Health are not medical devices and are considered experimental.

Inspect Before Each Use: This product must be inspected for use to ensure it has not been damaged in shipment. If damaged, do not use and immediately return the product to Hydrogen4Health for a replacement.

Applicable Law and Resolution of Disputes: Your order from Hydrogen4Health shall be interpreted and construed in accordance with laws of the State of Utah without regard to its choice of law principles. You agree that any dispute or claim arising out of or in connection with your order or its subject matter or formation (including non-contractual disputes or claims), shall be brought exclusively in the federal or state courts located in Salt Lake City, Utah and for this purpose you hereby submit to the exclusive jurisdiction and venue of such courts. Any cause of action or claim you may have with respect to the purchase of Hydrogen4Health products or any other claim related to the use of products must be commenced within one (1) year after the claim or cause of action arises. Hydrogen4Health's failure to enforce strict performance of any provision of these terms and conditions shall not be construed as a waiver of any provision or right. Neither the course of conduct nor trade practice shall act to modify any of these terms and conditions.

Shipping Policy

We are not responsible both domestically and internationally if your order is stolen from your property delivery address. We can not collect from Insurance if it is confirmed to have been delivered by the Postal Service and stolen from your Mail box or property. We can only respond if the parcel is confirmed to never have been delivered by the Postal Service and deemed lost and therefore never successfully delivered. You are responsible for the security and safe delivery by the Postal Service. We consider our obligation fulfilled and completed once the Postal Authority has given us delivery confirmation to the specified address you put in your order. Your only recourse is to contact your local Postal Authority and discuss your situation with them.

Address

Orem, Utah, 84097

E-mail us

info@hydrogen4health.com

Skype us

Steve Dell

Youtube

Delvis11

Facebook

Hydrogen Water Health

Working Hours

Monday - Friday: 9am -6pm

Weekends and Public Holidays: Closed

