

H2Pro Series Product's
Professionally Manufactured



OPERATING INSTRUCTIONS

Hydrogen inhalation machine (User manual)

H2Pro 150



Table of contents

Safety Instructions.....	2
Diagram.....	5
Product Features.....	6
Operation Instructions.....	6
Maintenance.....	9
Machine Specifications.....	10
Troubleshooting.....	11
Warnings.....	12
Warranty.....	13
Legal Disclaimer.....	13

(Please read this user manual carefully
and keep it properly before use)

Safety Instructions

This equipment generates pure 99% hydrogen. Hydrogen is a highly flammable gas, if not operated properly it could combust easily. Please, read this safety instructions carefully and make sure to operate the machine accordingly.

I. WARNING:



1.It is strictly prohibited to use this equipment near an open flame, heat, smoke, sparks or any object at high temperature.



2.It is strictly prohibited to use this equipment in a closed environment. Use your machine in well ventilated areas only. It is not advised to use this machine in places with a lot of highly flammable objects eg: bedroom, kitchen.



3.People with serious illness should not use this machine without supervision. Remember to use this machine under your physician's guidance.



4.In order to maintain optimal efficiency, this machine can not be used for more than three consecutive hours. Turn your machine off for one hour every three hours of use.



5. Be sure to leave your machine in a warm environment for at least 12 hours before each use when using it in the winter season.

Safety Instructions



6. It is strictly prohibited to artificially block the hydrogen and oxygen outlet ports while the machine is operating. Make sure to not over tighten the machine's tank cap.



7. Beware of using the machine in a dry environment. Electrostatic shock may occur.



8. Keep the power adapter away from any water or heat source.



9. Do not inhale hydrogen gas without your physician's permission. Always consult a medical professional for any medical advice.

Safety Instructions

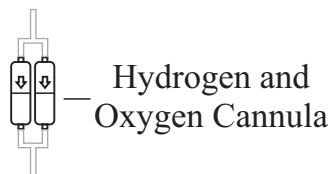
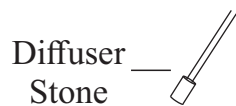
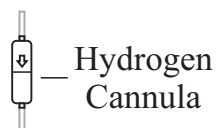
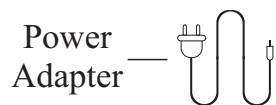
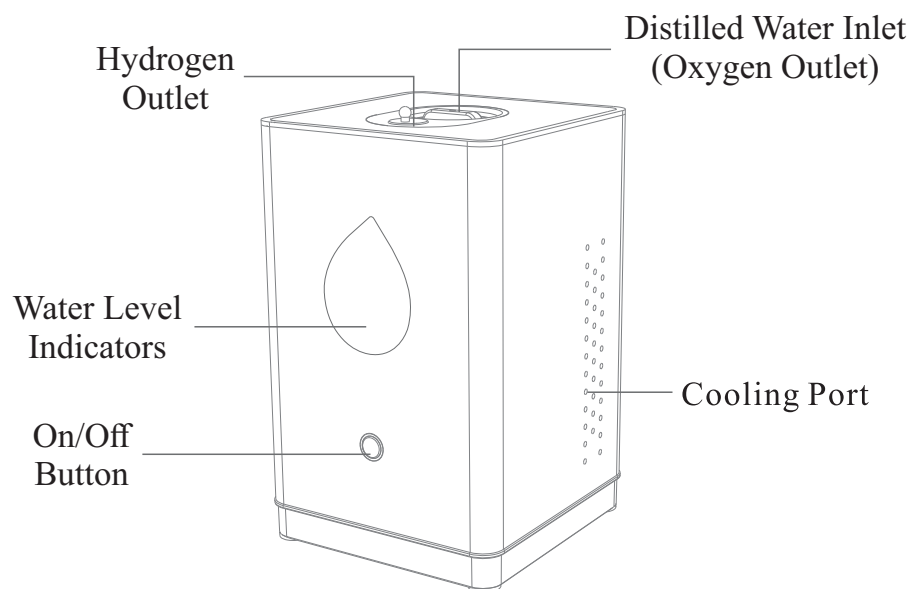
II. Use conditions:

1. Room temperature: 41°F - 86°F (5°C-30°C)
Room humidity: 25% - 75%
2. Power supply voltage: 115/220V \pm 10%, 50Hz \pm 10%
3. Power supply must be grounded. Make sure your home has the proper grounding wiring.
4. Use only distilled water with a TDS level of 5 or less.

III. Working Environment:

1. Do not store your machine in a room with a temperature below 40°F (5°C) to prevent water inside the machine of freezing.
2. No smoking near the machine or any other kind of open flame.
3. Make sure to follow anti-static measures when using your machine and to keep a clean working environment.

Thank you for choosing our hydrogen inhalation machine.



Smart design to ensure your safety



Hydrogen-rich water can be produced



Hydrogen purity 99.9%



Smart indicator lamp



Security settings



SPE technology




H₂




Low noise



150ml/min



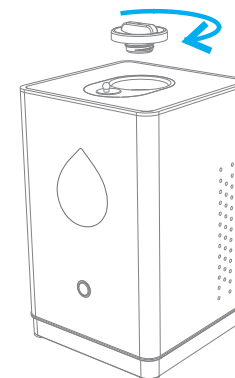
Water level detection



TDS detection

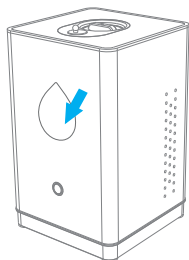
Operation Instructions

Step 1: Make sure that the machine is placed in a well ventilated area bigger than 50sq-ft. Unscrew the tank's cap and pour in distilled water.

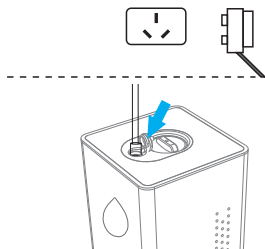


Operation Instructions

Step 2: To start, please ensure the water stays above the minimum water level line.



Step 3: Plug in power adapter to a wall plug and insert cannula in the outlet port.



Step 3: Press the On/Off button to turn on the machine. Press the button once for 2 hours of operation. Press it twice for 3 hours of operation. Press it three times to turn it off.

Note: You may also press and hold the On/Off button for 3 seconds or more to turn it off.

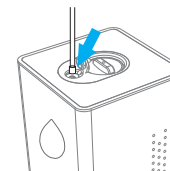


Note: You may hear a “beep” if the cannula or diffuser stone is unplugged while the machine is on. You won’t hear a “beep” if the tubing is plugged back in. Do not cover the hydrogen outlet while the machine is on.

Operation Instructions

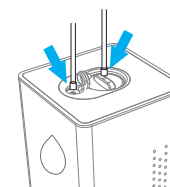
To inhale hydrogen:

Step 1: Insert hydrogen cannula into the hydrogen outlet port.



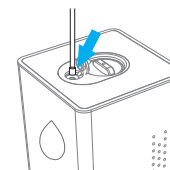
To inhale hydrogen and oxygen:

Step 1: Use hydrogen and oxygen cannula to connect the tubing into the hydrogen and oxygen outlet ports.

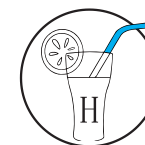


To make hydrogen water:

Step 1: Insert stone diffuser into the hydrogen outlet port.



Step 2: Leave stone diffuser inside a water container for at least 15 minutes to infuse 1 liter of water.



Note: The hydrogen water will remain charged for 30 minutes to 1 hour. Drink your hydrogen water preferably immediately after infusing it.

Maintenance

- Please replace the machine's water for every week of use.
- Please drain the machine's tank If you don't plan on using your machine for a week or longer
- If poor quality water is used in the machine the hydrogen output may be reduced, the internal piping could get blocked and the over-all service life of the machine will be shorter. Please use only distilled water.

Tips

- Do not use tap water.
- Do not use purified water or bottled water.
- Do not use sparkling water.
- Failures caused by improper water sources are not covered by the warranty.

Specifications

Product Name	Hydrogen Inhalation Machine	Water Tank Volume	550ml	Function	Hydrogen Inhalation
Model	H2Pro 150	Hydrogen Purity	99.9%	Input Power	<80W
Size	8" x 10" x 12"	Power Voltage	DC12V /8A	Output Hydrogen	150 mL/min
Net Weight	9 lbs				


Troubleshooting

Issue	Possible Cause	Solutions
Machine failed to start	<ol style="list-style-type: none"> 1. Power adapter might be unplugged. 2. The On/Off button has not been pressed. 	<ol style="list-style-type: none"> 1. Make sure the power adapter is plugged to a wall outlet. 2. Press the On/Off button.
No hydrogen coming out	<ol style="list-style-type: none"> 1. Low water level 2. Cannula or stone diffuser not connected properly. 3. Machine failure. 	<ol style="list-style-type: none"> 1. Top off distilled water tank. 2. Make sure to connect cannula or stone diffuser properly. 3. Please contact us.
Red Light On	<ol style="list-style-type: none"> 1. Light flashing slowly Low water level 2. Light flashing red and blue. High TDS detected. 3. Light flashing quickly Machine is tilted. 4. Light constantly on. Machine in cleaning mode. 	<ol style="list-style-type: none"> 1. Add distilled water. 2. Drain water in tank and replace it. 3. Make sure machine sits flat. 4. Turn machine off and turn it back on.

Troubleshooting

Water is coming out from the hydrogen outlet	<ol style="list-style-type: none"> 1. Machine has been on for a long period of time. 2. Machine failure. 	<ol style="list-style-type: none"> 1. Turn off machine and let it rest for an hour. 2. Please contact us.
--	--	---

Warning



People who lack experience or knowledge (such as children) should not use this device.

Please keep the machine out of the reach of children.



Do not disassemble, repair or modify the machine by yourself. If you need to repair it, please contact us.



Do not expose your machine to water or rain.



Do not block the machine's cooling port.



Do not use any other kind of water than distilled.



Do not let insert any objects into the water tank.

Warranty

Thanks for purchasing our products at Hydrogen for Health operated by Dell Property LLC. In order to be eligible for a refund, you have to return the product within 60 calendar days of your purchase. The product must be in the same condition that you receive it and undamaged in any way. You will be charged a 3% restocking fee. This fee pays for our selling fees that are not refunded to use upon your refund. After we receive your item, our team of professionals will inspect it and process your refund. The money will be refunded to the original payment method you've used during the purchase. For credit card payments it may take 5 to 10 business days for a refund to show up on your credit card statement. If the product is damaged in any way, or you have initiated the return after 60 calendar days have passed, you will not be eligible for a refund. Customer is responsible for all shipping costs. You will be charged a shipping fee equal to the amount of the cost to originally ship the product to you. If anything is unclear or you have more questions feel free to contact our customer support team.

Legal Disclaimer

PRODUCT DISCLAIMER

THE FOLLOWING TERMS AND CONDITIONS APPLY TO ALL SALES AND USES OF HYDROGEN4HEALTH PRODUCTS OR SERVICES. PLEASE REVIEW THESE TERMS CAREFULLY. THESE TERMS AND CONDITIONS INCLUDE LIMITED WARRANTIES, DISCLAIMERS OF LIABILITY, AND ARBITRATION PROVISIONS. KEEPING, USING, OR ALLOWING USE OF THE PRODUCT OR SERVICES INDICATES YOUR AGREEMENT TO THESE TERMS. IF YOU DO NOT WISH TO AGREE TO THESE TERMS, YOU HAVE 14 DAYS FROM DATE OF PURCHASE TO RETURN THE UNUSED PRODUCT, SUBJECT TO OUR RETURN POLICY.

Defined Terms: "Hydrogen4Health" means Dell Property LLC, and any and all of its affiliates and/or subsidiaries and/or business agents, servants and employees. "Products" means all equipment, gear, videos or related goods sold on this website or otherwise available by Hydrogen4Health. Use at own risk: Products sold by Hydrogen4Health include equipment and supplements used in inhaling hydrogen and drinking hydrogen water. Hydrogen4Health strongly encourages and you agree to consult with your physician before using the Products. Please follow all instructions and use the Products only as directed.

Assumption of the Risk: By buying, using, participating in the use of Hydrogen4Health Products, you understand and agree that ingesting hydrogen can be a high risk activity and, to the extent permitted by law, YOU EXPRESSLY AND VOLUNTARILY ASSUME THE RISK OF DEATH OR OTHER PERSONAL INJURY SUSTAINED WHILE PARTICIPATING IN SUCH USE WHETHER OR NOT CAUSED BY THE NEGLIGENCE OR ANY OTHER FAULT OF HYDROGEN4HEALTH including but not limited to equipment malfunction from whatever cause, or any other fault of Hydrogen4Health. Additionally, you agree to indemnify, defend, release and hold Hydrogen4Health harmless from any third party claims arising from such high risk activities or use of any other Hydrogen4Health Product. Limited Replacement Warranty: Hydrogen4Health warrants to the original purchaser that the Products are free from defects in materials and workmanship for a period of 1 year from date of purchase, provided they have not been subjected to obvious abuse, neglect, misuse or installation. Hydrogen4Health sole liability is limited to repairing or replacing products that are returned within this 1 year period, subject to the terms of our Return Policy.

WARRANTY DISCLAIMER: THE ABOVE STATED WARRANTIES ARE IN LIEU OF ALL OTHER WARRANTIES EXPRESSED OR IMPLIED INCLUDING THE WARRANTIES OF MERCHANTABILITY AND FITNESS FOR A PARTICULAR PURPOSE AND OF ALL OTHER OBLIGATIONS AND LIABILITIES OF HYDROGEN4HEALTH. HYDROGEN4HEALTH NEITHER ASSUMES, NOR AUTHORIZES ANY OTHER PERSON TO ASSUME FOR IT, ANY OTHER LIABILITY IN CONNECTION WITH THE SALE OF THE PRODUCTS. THE ABOVE LIMITED WARRANTIES SHALL NOT APPLY TO ANY PRODUCT THAT HAS BEEN SUBJECT TO ACCIDENT, NEGLIGENCE, ALTERATION, ABUSE, OR MISUSE. THE TERM "ORIGINAL PURCHASER" AS USED IN THIS WARRANTY MEANS THE PERSON TO WHOM THE PRODUCT IS ORIGINALLY SOLD OR SHIPPED TO AS SHOWN ON THE SALES INVOICE. THESE WARRANTIES SHALL APPLY ONLY WITHIN THE BOUNDARIES OF THE UNITED STATES.

Limitation of Liability: As set forth above under the limited warranty provisions, Hydrogen4Health's liability is limited to repair or replacement of its Products which are returned in accordance with its return policy. In no event shall Hydrogen4Health's liability exceed the value of the products sold. Hydrogen4Health shall not be liable for any special or consequential damages that result from the use of any Products. Applicable law may not allow the limitation or exclusion of liability of special or consequential damages so the above limitation or exclusion may not apply to your purchase, but it is intended to be the maximum limitation as permitted by law.

Warning: Use and misuse of Hydrogen4Health Products, sold through Hydrogen4Health's website or otherwise, involves serious risks including injury, disability and death. Purchasers, users and participants assume all risk of injury. Hydrogen4Health cannot and will not be responsible for the misuse or unauthorized and improper use of Hydrogen4Health Products. Hydrogen4Health's Products are intended for use only in connection with the corresponding Hydrogen4Health video. Use of the Products is for personal and domestic use only. Hydrogen4Health Products are not intended for use by children. Anyone under the age of 18, may use the product only under full supervision and care of their parent or guardian who purchased the product. Products sold through Hydrogen4Health are not medical devices and are considered experimental. Inspect Before Each Use: This product must be inspected for use to ensure it has not been damaged in shipment. If damaged, do not use and immediately return the product to Hydrogen4Health for a replacement. Applicable Law and Resolution of Disputes: Your order from Hydrogen4Health shall be interpreted and construed in accordance with laws of the State of Utah without regard to its choice of law principles. You agree that any dispute or claim arising out of or in connection with your order or its subject matter or formation (including non-contractual disputes or claims), shall be brought exclusively in the federal or state courts located in Salt Lake City, Utah and for this purpose you hereby submit to the exclusive jurisdiction and venue of such courts. Any cause of action or claim you may have with respect to the purchase of Hydrogen4Health products or any other claim related to the use of products must be commenced within one (1) year after the claim or cause of action arises. Hydrogen4Health's failure to enforce strict performance of any provision of these terms and conditions shall not be construed as a waiver of any provision or right. Neither the course of conduct nor trade practice shall act to modify any of these terms and conditions.

Shipping Policy. We are not responsible both domestically and internationally if your order is stolen from your property delivery address. We can not collect from Insurance if it is confirmed to have been delivered by the Postal Service and stolen from your Mail box or property. We can only respond if the parcel is confirmed to never have been delivered by the Postal Service and deemed lost and therefore never successfully delivered. You are responsible for the security and safe delivery by the Postal Service. We consider our obligation fulfilled and completed once the Postal Authority has given us delivery confirmation to the specified address you put in your order. Your only recourse is to contact your local Postal Authority and discuss your situation with them.